

Schedule 1
FORM ECSRC – K
ANNUAL REPORT
PURSUANT TO SECTION 98(1) OF THE SECURITIES ACT, 2001

For the financial year ended 31 December 2018

Issuer Registration number
17102016LC

EAST CARIBBEAN FINANCIAL HOLDING COMPANY LIMITED

(Exact name of reporting issuer as specified in its charter)

SAINT LUCIA

(Territory of incorporation)

NO. 1 BRIDGE STREET, CASTRIES, SAINT LUCIA

(Address of principal office)

REPORTING ISSUER'S:

Telephone number (including area code): 1-758-456-6000

Fax number: 1-758-456-6736

Email address: ECFH@CANDW.LC

(Provide information stipulated in paragraphs 1 to 14 hereunder)

Indicate whether the reporting issuer has filed all reports required to be filed by section 98 of the Securities Act, 2001 during the preceding 12 months

Yes

No

Indicate the number of outstanding shares of each of the reporting issuer's classes of common stock, as of the date of completion of this report.

CLASS	NUMBER
PREFERENCE SHARES	830,000
ORDINARY SHARES	24,465,589

SIGNATURES

A Director, the Chief Executive Officer and Chief Financial Officer of the company shall sign this Annual Report on behalf of the company. By so doing each certifies that he has made diligent efforts to verify the material accuracy and completeness of the information herein contained.

The Chief Financial Officer by signing this form is hereby certifying that the financial statements submitted fairly state the company's financial position and results of operations, or receipts and disbursements, as of the dates and period(s) indicated. The Chief Financial Officer further certifies that all financial statements submitted herewith are prepared in accordance with International Accounting Standards consistently applied (except as stated in the notes thereto) and (with respect to year-end figures) including all adjustments necessary for fair presentation under the circumstances.

Name of Chief Executive Officer:

Name of Director:

SIGNED AND CERTIFIED

SIGNED AND CERTIFIED

Signature

Signature

29th April 2019

29th April 2019

Date

Date

Name of Chief Financial Officer:

Ketha Auguste

SIGNED AND CERTIFIED

29th April 2019

Date

INFORMATION TO BE INCLUDED IN FORM ECSRC-K

1. **Business.**

Provide a description of the developments in the main line of business including accomplishments and future plans. The discussion of the development of the reporting issuer's business need only include developments since the beginning of the financial year for which this report is filed.

The Bank reported a favourable financial performance for the financial year 2018, despite the challenging economic climate and competitive environment. The results reflect improved asset/liability management which led to increased net interest spreads, as well as lower loan loss provisioning. Additionally, the level of non-performing loans (NPLs) continued to decline over the period. With a financially stronger organization, the Group continues to focus on the achievement of its 2018-2020 strategic plan with the theme "Repositioning for the Future". The strategic priorities are to: (1) Sustain Profitability (2) Enhance Customer Value (3) Achieve Operational Excellence and (4) Achieve Intangible Asset (Human Resource) Development. The focus will remain on addressing the central issues including aggressive loan recovery and continuous improvement in asset quality, cost reduction, employee engagement and change management. The regional and international financial services landscape continues to undergo profound change and 2018 was no exception. In 2018, the ECFH Group adopted the International Financial Reporting Standard-IFRS 9 which relates to changes in the classification and measurement of financial assets, replacing the incurred loss model of provisioning with an expected loss model. The adoption of this new standard did not adversely affect the Group's financial position.

The global economic climate remains volatile and uncertain. It is driven by (a) rising interest rates; (b) fears of trade wars between the USA and China and (c) continued uncertainty surrounding Brexit. The regulatory landscape is becoming even more onerous with the implementation of regulatory requirements such as the Foreign Account Tax Compliance Act (FATCA), Common Reporting Standards (CRS) and General Data Protection Regulation (GDPR). The Group has made significant strides in developing robust systems to ensure compliance with these requirements.

The Eastern Caribbean Central Bank is currently in the process of implementing the Basel II and III capital adequacy frameworks throughout reporting Banks in the Eastern Caribbean Currency Union (ECCU). The Group is currently assessing the potential impact of the proposed changes on capital adequacy requirements

2. Properties.

Provide a list of properties owned by the reporting entity, detailing the productive capacity and future prospects of the facilities. Identify properties acquired or disposed of since the beginning of the financial year for which this report is filed.

The properties owned by the entity are as follows:

Asset	Capitalized value	Classification	Earnings 2018	Future Plans
Asset	Value (\$)	Classification	Income (\$)	Future Plans
LAND - BANK PREMISES	635,000.00	Property, plant and equipment	-	To be sold
BANK BUILDING (Lease)	1,845,662.32	Property, plant and equipment	130,200	To be sold
VACANT LAND	435,000.00	Property, plant and equipment	-	Bank operations
INDUSTRIAL BUILDING	1,275,599.79	Property, plant and equipment	-	Bank operations
COMMERCIAL LOT	11,160,000.00	Property, plant and equipment	-	Bank operations
COMMERCIAL BUILDING	37,914,022.23	Property, plant and equipment	984,438	Bank operations
COMMERCIAL LOT	3,506,580.00	Investment property	-	To be sold
NEW ECFH BUILDING	30,235,572.62	Investment property	1,485,078	To be sold
BUILDING	2,461,205.91	Property, plant and equipment	-	Bank operations
LAND (Souf)	700,000.00	Property, plant and equipment	-	Bank operations
BUILDING	1,925,000.00	Property, plant and equipment	-	Bank operations
LAND	950,000.00	Property, plant and equipment	-	Bank operations
LAND	415,635.74	Property, plant and equipment	-	Bank operations
BUILDING	4,047,318.43	Property, plant and equipment	-	Bank operations
LAND	820,000.00	Property, plant and equipment	-	Bank operations

3. Legal Proceedings.

Furnish information on any proceedings that were commenced or were terminated during the current financial year. Information should include date of commencement or termination of proceedings. Also include a description of the disposition thereof with respect to the reporting issuer and its subsidiaries.

There were no legal proceedings during the financial year.

4. Submission of Matters to a Vote of Security Holders.

If any matter was submitted to a vote of security holders through the solicitation of proxies or otherwise during the financial year covered by this report, furnish the following information:

- (a) The date of the meeting and whether it was an annual or special meeting.

The annual meeting of shareholders was held on 17th May 2018.

- (b) If the meeting involved the election of directors, the name of each director elected at the meeting and the name of each other director whose term of office as a director continued after the meeting.

The meeting did not involve the election directors.

- (c) A brief description of each other matter voted upon at the meeting and a statement of the number of votes cast for or against as well as the number of abstentions as to each such matter, including a separate tabulation with respect to each nominee for office.

The other items tabled at the Annual Meeting of Shareholders were as follows and were approved by a show of hands:-

1. To consider and adopt the Report of the Auditors and the Audited Financial Statements for the year ended December 31, 2017
2. To consider and adopt the Report of Directors
3. To Appoint Auditors and authorize Directors to fix their remuneration

- (d) A description of the terms of any settlement between the registrant and any other participant.

There was no settlement between the registrant and any participant.

- (e) Relevant details of any matter where a decision was taken otherwise than at a meeting of such security holders.

There were no other matters where decisions were taken other than at a meeting of security holders.

5. Market for Reporting issuer's Common Equity and Related Stockholder Matters.

Furnish information regarding all equity securities of the reporting issuer sold by the reporting issuer during the period covered by the report.

There were no equity securities sold by ECFH during the period covered by the report.

6. Financial Statements and Selected Financial Data.

Attach Audited Financial Statements, which comprise the following:

For the most recent financial year

- (i) Auditor's report; and
- (ii) Statement of Financial Position;

For the most recent financial year and for each of the two financial years preceding the date of the most recent audited Statement of Financial Position being filed

- (iii) Statement of Profit or Loss and other Comprehensive Income;
- (iv) Statement of Cash Flows;
- (v) Statement of Changes in Equity; and
- (vi) Notes to the Financial Statements.

7. Disclosure about Risk Factors.

Provide a discussion of the risk factors that may have an impact on the results from operations or on the financial conditions. Avoid generalised statements. Typical risk factors include untested products, cash flow and liquidity problems, dependence on a key supplier or customer, management inexperience, nature of business, absence of a trading market (specific to the securities of the reporting issuer), etc. Indicate if any risk factors have increased or decreased in the time interval between the previous and current filing.

BOSL continued to employ a range of tools towards risk mitigation and compliance. Efforts to bolster our risk and compliance culture continue, with key roles assigned to all employees of the organization and efforts geared at aligning employee behavior with the risk appetite of the Bank. With further emphasis and resources directed towards the required interventions, Board and Management are confident that the current culture will be further enhanced. As the risk environment of the Bank continues to rapidly evolve, the Board of Directors with ultimate responsibility for Risk Management, ensures that the Bank maintains an appropriate strategic management process that takes risk into consideration. This is addressed through effective subcommittees of the Board, with charters in line with global best practice, all working effectively to mitigate against the various risk areas of the Bank. Also, the keen attention of the Board of Directors to timely and comprehensive reports on risk assessments, risk monitoring, risk modification, risk avoidance and risk sharing, generated under its robust Enterprise Risk Framework, facilitate prompt attention to triggers in line with its early warning system.

This Framework employed by BOSL, fosters continuous monitoring of the risk environment and promotes risk awareness and sound operational and strategic decision making. It also ensures a consistent approach to monitoring, managing and mitigating the risks accepted and incurred in day to day business activities. The Bank's principal risk types are reviewed regularly to ensure an adequate reflection of the Bank's risk profile. The key risks can be categorized into Financial and Non-Financial Risks. Financial risks including Credit, Market and Liquidity Risks, are more predictable and arise as a result of the operations of the Bank in the financial sector. Whilst the overall risk appetite of the Bank remains moderate, it operates with a higher risk appetite for financial risks, when understood and within established limits, as these risks are considered to be a fundamental part of doing business. Non-Financial Risks include Operational, Information Technology, Cybersecurity, Money Laundering and Terrorist Financing, Reputational and Strategic Risks. These are less predictable, but inherent within the banking business, and must be managed to reduce potential losses. Credit and Operational Risks remain areas of heightened concern over the years, with the remaining risks deemed moderate.

Credit Risk

Although BOSL remained compliant with the credit risk treatment and measurement approaches outlined by the regulator and global best practice, credit risk remained high due mainly to tough local foreclosure legislation and lackluster economic performance. With significant focus on the recovery of challenged debts, the Bank again recorded success in this area. However, additional attention will be directed towards further enhancing underwriting, creating efficiencies and building staff skillsets in the management and mitigation of credit risk. The Bank continued to pay keen attention to adherence to the Board approved Credit Policy, with timely reporting to the Credit, Risk Management and Audit Committees of the Board. With the appointment of a Deputy Managing Director with responsibility for Lending and Investments, the Bank expects to make significant strides in this area over the upcoming year.

Operational Risk

The Bank ensured that appropriate internal controls were adhered to, to mitigate operational risks. In light of the increasing costs of compliance, correspondent banks have remained steadfast in taking steps towards reducing the risk exposure of their organisations to financial loss. While significant controls were implemented continuously to eliminate facilitation of the major threats of money laundering, terrorist financing and financing of weapons of mass destruction, the Bank remains aware of this looming threat to correspondent Banks. The Bank, however retained all correspondent banking relationships, and compliance oversight was further enhanced, to ensure that these critical relationships remain stable. The inherent and growing Information Technology and Cybersecurity risks, which consists of information technology related events (e.g. cybersecurity incidents, outages) which could potentially have an adverse impact on our business, contributed towards the high rating of this risk area. As such, the Bank continued to maintain and improve its risk mitigation strategies, including comprehensive business continuity and Crisis/ Incident Management programme, to ensure that the Bank could recover and resume business operations, following the occurrence of any disaster. This risk area was further bolstered with the effective use of insurance, aligned with the Bank's risk management strategy and risk appetite. The appointment of a Deputy Managing Director with responsibility for Operations, is expected to result in significant strides in this area over the upcoming year.

8. Changes in Securities and Use of Proceeds.

- (a) Where the rights of the holders of any class of registered securities have been materially modified, give the title of the class of securities involved. State briefly the general effect of such modification upon the rights of holders of such securities.

There were no changes in Securities and Use of Proceeds.

- (b) Where the use of proceeds of a security issue is different from that which is stated in the registration statement, provide the following:

- Offer opening date (provide explanation if different from date disclosed in the registration statement)

- Offer closing date (provide explanation if different from date disclosed in the registration statement)

- Name and address of underwriter(s)

- Amount of expenses incurred in connection with the offer _____

- Net proceeds of the issue and a schedule of its use

- Payments to associated persons and the purpose for such payments

- (c) Report any working capital restrictions and other limitations upon the payment of dividends.

Dividends were not declared or paid during the said period.

9. Defaults upon Senior Securities.

- (a) If there has been any material default in the payment of principal, interest, a sinking or purchase fund instalment, or any other material default not satisfied within 30 days, with respect to any indebtedness of the reporting issuer or any of its significant subsidiaries exceeding 5 per cent of the total assets of the reporting issuer and its consolidated subsidiaries, identify the indebtedness. Indicate the nature of the default. In the case of default in the payment of principal, interest, or a sinking or purchase fund instalment, state the amount of the default and the total arrears on the date of filing this report.

There were no defaults upon Senior Securities.

- (b) If any material arrears in the payment of dividends have occurred or if there has been any other material delinquency not satisfied within 30 days, give the title of the class and state the amount and nature of the arrears or delinquency.

N/A

10. Management's Discussion and Analysis of Financial Condition and Results of Operation.

Discuss the reporting issuer's financial condition covering aspects such as liquidity, capital resources, changes in financial condition and results of operations during the financial year of the filing. Discussions of liquidity and capital resources may be combined whenever the two topics are interrelated.

The Management's Discussion and Analysis should disclose sufficient information to enable investors to judge:

1. The quality of earnings;
2. The likelihood that past performance is indicative of future performance; and
3. The issuer's general financial condition and outlook.

It should disclose information over and above that which is provided in the management accounts and should not be merely a description of the movements in the financial statements in narrative form or an otherwise uninformative series of technical responses. It should provide management's perspective of the company that enables investors to view the business from the vantage point of management.

The discussion should focus on aspects such as liquidity; capital resources; changes in financial condition; results of operations; material trends and uncertainties and measures taken or to be taken to address unfavourable trends; key performance indicators; and non-financial indicators.

General Discussion and Analysis of Financial Condition

The company reported after tax profits of \$45.0M for the financial year ended December 31, 2018 which exceeded the 2017 position by 21.6%. However, unrealised losses of \$7.7M on assets classified as fair value and net unrealised losses of \$3.8M on pension assets resulted in total comprehensive income of \$33.9M representing a decline of \$11.4M or 25% from the December 2017 position. During 2018, management aggressively pursued recovery of loans through sale of collateral and regular payments by customers. The Bank also implemented the requirements of IFRS 9 which resulted in a write-back of \$16.6M dollars in provisions. This was placed in a contingency reserve fund which was established by management to withstand unforeseen shocks.

Loan growth continues to be a challenge with a very competitive loan market. Net loans declined by \$24.8M from the December 31, 2017 position. Liquidity continues to remain high in the banking sector and with the lower than expected demand for loans, management continues to seek alternative use for placement of funds in order to realise returns. Management has been able to place some these excess funds on short term deposits with several financial institutions and also purchase other investment securities. Despite this, the excess funds on the reserve account remains at over \$100M and management continues to seek opportunities to utilise these funds to generate income while managing risks.

Overall, the results of the bank at December 31, 2018 reflect improved asset/liability management resulting in increased net interest spreads as well as lower loan loss provisions. The level of non-performing loans continue to decrease and the company continues to focus on asset quality, cost reduction, employee engagement and change management.

Liquidity and Capital Resources

Provide a narrative explanation of the following (but not limited to):

- i) The reporting issuer's financial condition covering aspects such as liquidity, capital resources, changes in financial condition and results of operations.
- ii) Any known trends, demands, commitments, events or uncertainties that will result in, or that are reasonably likely to result in, the issuer's liquidity increasing or decreasing in any material way. If a deficiency is identified, indicate the course of action that the reporting issuer has taken or proposes to take to remedy the deficiency.
- iii) The issuer's internal and external sources of liquidity and any material unused sources of liquid assets.
- iv) Provisions contained in financial guarantees or commitments, debt or lease agreements or other arrangements that could trigger a requirement for an early payment, additional collateral support, changes in terms, acceleration of maturity, or the creation of an additional financial obligation such as adverse changes in the issuer's financial ratios, earnings, cash flows or stock price or changes in the value of underlying, linked or indexed assets.
- v) Circumstances that could impair the issuer's ability to continue to engage in transactions that have been integral to historical operations or are financially or operationally essential or that could render that activity commercially impracticable such as the inability to maintain a specified level of earnings, earnings per share, financial ratios or collateral.
- vi) Factors specific to the issuer and its markets that the issuer expects will affect its ability to raise short-term and long-term financing, guarantees of debt or other commitment to third parties, and written options on non-financial assets.
- vii) The relevant maturity grouping of assets and liabilities based on the remaining period at the balance sheet date to the contractual maturity date. Commentary should provide information about effective periods and the way the risks associated with different maturity and interest profiles are managed and controlled.
- viii) The issuer's material commitments for capital expenditures as of the end of the latest fiscal period, and indicate the general purposes of such commitments and the anticipated source of funds needed to fulfil such commitments.
- ix) Any known material trends, favorable or unfavorable, in the issuer's capital resources, including any expected material changes in the mix and relative cost of capital resources, considering changes between debt, equity and any off-balance sheet financing arrangements.

Discussion of Liquidity and Capital Resources

Liquidity remains high in St. Lucia and the eastern Caribbean. The regulated entity Bank of St. Lucia maintains excess liquidity of over \$100M with the Central Bank. With such high levels of liquidity, the bank directed liquid funds held with the Central Bank as well as funds received from reduction in loan balances to more productive use in investment securities and certificates of deposits with banking and non-bank financial institutions. As a result, the bank's balance sheet is highly liquid and more weighted towards investments and deposits with financial institutions.

The Capital adequacy at December 31, 2018 was 18.36% as opposed to 16.24% for the same period in 2017. The Tier 1 capital of the regulated entity - Bank of St. Lucia Limited improved by 3.23 percentage points from 11.63% in 2017 to 14.86% in 2018.

Off Balance Sheet Arrangements

Provide a narrative explanation of the following (but not limited to):

- i) Disclosures concerning transactions, arrangements and other relationships with unconsolidated entities or other persons that are reasonably likely to materially affect liquidity or the availability of, or requirements for capital resources.
- ii) The extent of the issuer's reliance on off-balance sheet arrangements should be described fully and clearly where those entities provide financing, liquidity, market or credit risk support, or expose the issuer to liability that is not reflected on the face of the financial statements.
- iii) Off-balance sheet arrangements such as their business purposes and activities, their economic substance, the key terms and conditions of any commitments, the initial on-going relationship with the issuer and its affiliates and the potential risk exposures resulting from its contractual or other commitments involving the off-balance sheet arrangements.
- iv) The effects on the issuer's business and financial condition of the entity's termination if it has a finite life or it is reasonably likely that the issuer's arrangements with the entity may be discontinued in the foreseeable future.

The Group manages funds on behalf of clients most of which is management of pension funds. Although revenue in the form of fee income is earned from this line of business, the Group does not rely significantly on off balance sheet arrangements. The value of assets under management at December 31, 2018 amounted to \$97.7M and income earned for the financial year 2018 from such arrangements amounted to \$351K.

Results of Operations

In discussing results of operations, issuers should highlight the company's products and services, facilities and future direction. There should be a discussion of operating considerations and unusual events, which have influenced results for the reporting period. Additionally, any trends or uncertainties that might materially affect operating results in the future should be discussed.

Provide a narrative explanation of the following (but not limited to):

- i) Any unusual or infrequent events or transactions or any significant economic changes that materially affected the amount of reported income from continuing operations and, in each case, the extent to which income was so affected.
- ii) Significant components of revenues or expenses that should, in the company's judgment, be described in order to understand the issuer's results of operations.
- iii) Known trends or uncertainties that have had or that the issuer reasonably expects will have a material favorable or unfavorable impact on net sales or revenues or income from continuing operations.
- iv) Known events that will cause a material change in the relationship between costs and revenues (such as price increases, costs of labour or materials), and changes in relationships should be disclosed.
- v) The extent to which material increases in net sales or revenues are attributable to increases in prices or to increases in the volume or amount of goods or services being sold or to the introduction of new products or services.
- vi) Matters that will have an impact on future operations and have not had an impact in the past.
- vii) Matters that have had an impact on reported operations and are not expected to have an impact upon future operations
- viii) Off-balance sheet transactions, arrangements, obligations (including contingent obligations), and other relationships that have or are reasonably likely to have a current or future effect on the registrant's financial condition, changes in financial condition, revenues or expenses, results of operations, liquidity, capital expenditures or capital resources.
- ix) Performance goals, systems and, controls,

Overview of Results of Operations

The reported after tax profit of \$45M for the year ended December 31, 2018 was in excess of 2017 by 21.6%. Total comprehensive income of \$33.9M for the same period was however below that of 2017 by \$11.4M or 25%. Due rising interest rates, unrealised losses were incurred on market prices of investment securities which resulted in the lower total comprehensive income. Shareholder's equity increased by 28% over 2017. The implementation of IFRS 9 positively impacted equity as a result of an opening credit adjustment to reserves of \$16.6M

Net interest income increased by 16.3% and this is attributable primarily to growth in investments and certificates of deposits with other financial institutions. A shift in deposit allocation from higher to lower cost certificate of deposits resulted in a reduction of \$4.2M or 13% interest expense.

A marginal increase of 0.60% was realised in non-interest income. However, significant changes were realised in the various components. Bad debt recovery income increased by 47% or \$3.7M over 2017 as the Group continued to pursue recovery of non-performing loans. Rental income increased as the Group has been able to successfully rent excess space.

Operating expenses exceeded 2017 by 2.85%.

Total assets grew by \$69.2M or 3.27% however, net loans reduced \$24.8M (2.84%). Gross loans declined by \$57.6M stemming from lower than expected demand, settlement of student loans, sale of collateral and write-off of loans of \$24.1M. The ratio of non-performing loans to total loans reduced from 16.7% in 2017 to 11.3% in 2018. Loan provisions to non-performing loans increased as we see to ensure adequate provisions are made for the non-performing loan portfolio.

Customer deposits increased by \$21.7M, however, term deposits decreased by \$47.8M and this contributed to the reduction in net interest expense. Call and savings deposits increased by \$54.2M and \$14.6M to offset the reduction in term deposits.

Shareholders' equity increased from 148.6M in 2017 to \$189.9 in 2018. Improvements in return on equity and assets were recorded from 25.1% and 1.4% to 26.6% and 2.1%.

11. Changes in and Disagreements with Auditors on Accounting and Financial Disclosure.

Describe any changes in auditors or disagreements with auditors, if any, on financial disclosure.

There were no changes in auditors or disagreements with auditors during the period.

12. Directors and Executive Officers of the Reporting Issuer. (Complete Biographical Data Form attached in Appendix 1 and Appendix 1(a) for each director and executive officer)


Furnish biographical information on directors and executive officers indicating the nature of their expertise.

13. Other Information.

The reporting issuer may, at its option, report under this item any information, not previously reported in a Form ECSRC – MC report provided that the material change occurred within seven days of the due date of the Form ECSRC – K report. If disclosure of such information is made under this item, it need not be repeated in a Form ECSRC – MC report which would otherwise be required to be filed with respect to such information.

14. List of Exhibits

List all exhibits, financial statements, and all other documents filed with this report.

A large, empty rectangular box with a thin black border, occupying the central portion of the page. It is intended for the user to list all exhibits, financial statements, and other documents filed with the report.

APPENDIX 1 – BIOGRAPHICAL DATA FORMS

DIRECTORS OF THE COMPANY

Name: SEE ATTACHED Position: _____

Mailing Address: _____

Telephone No.:

List jobs held during past five years (include names of employers and dates of employment).

Give brief description of **current** responsibilities

Education (degrees or other academic qualifications, schools attended, and dates):

Use additional sheets if necessary.

APPENDIX 1(a) – BIOGRAPHICAL DATA FORMS

EXECUTIVE OFFICERS AND OTHER KEY PERSONNEL OF THE COMPANY

Name: SEE ATTACHED Position: _____

Mailing Address: _____

Telephone No.: _____

List jobs held during past five years (including names of employers and dates of employment).
Give brief description of **current** responsibilities.

Education (degrees or other academic qualifications, schools attended, and dates):

Also a Director of the company Yes No

If retained on a part time basis, indicate amount of time to be spent dealing with company matters:

Use additional sheets if necessary.

BIOGRAPHICAL DATA FORMS

DIRECTORS OF THE COMPANY

Name: Jacqueline Emmanuel-Flood **Position:** Director

Age: 56 years
Mailing Address: c/o PO BOX 1860, Castries, St. Lucia

758-285-4767(c); 758-453-5486(h)

Telephone No.:

List jobs held during past five years (include names of employers and dates of employment).

Chief Executive Officer, Trade Export Promotion Agency, Government of Saint Lucia (2012- March 2017)
Director, Office of Private Sector Relations, Government of Saint Lucia (2004-2012)

Give brief description of current responsibilities

Responsible for positioning and managing the Saint Lucia Trade Export Promotion Agency (TEPA), to market and promote Saint Lucia as an attractive and viable source of products for the export market, and of services by means of the several modes in GATS.
Prime responsibility is to return value to the Stakeholders and Saint Lucia and lead the management team in the formulation of the overall vision, and the execution of the business and operational strategy. Also, direct the development of the senior management, manage key relationships, enable operational excellence and report to the Supervisory Board/Directors.

Education (degrees or other academic qualifications, schools attended, and dates):

B.Sc. Economics, University of the West Indies (Barbados), 1988
M.Sc. Project Analysis, Finance and Investment, University of York (UK), 1992

Use additional sheets if necessary.

BIOGRAPHICAL DATA FORMS

DIRECTORS OF THE COMPANY

Name: Marcus Joseph Position: Director

Age: 48 years

Mailing Address: c/o PO BOX 1860, Castries, St. Lucia
758 456-6000

Telephone No.:

List jobs held during past five years (include names of employers and dates of employment).

October 2015 to Date - Minvielle & Chastanet Limited - Divisional Manager – Finance
February 2013 to September 2015 - Minvielle & Chastanet Limited - Divisional Manager – Finance
January 2006 to August 2009 - East Caribbean Financial Holding Company Limited - Group Financial Controller
May 2005 to December 2005 - East Caribbean Financial Holding Company Limited - Corporate Finance Manager

Give brief description of current responsibilities

Directly responsible for the strategic and operational functions of Minvielle & Chastanet Limited, M&C Drugstore, M&C Shipping and M&C Gas.
Overall responsibility for accounting, finance, tax and auditing of the Automotive, Building Supplies and Services Division within Goddard Enterprises Limited covering St Lucia, Barbados, St Vincent, Jamaica and Grenada.
Overall responsibility for accounting, finance, budget, tax and auditing of Goddard Group St Lucia
Management of the Finance Department with responsibility for accounting, finance and budgeting
Responsible for tax planning, corporate tax returns and compliance with banking and insurance regulations;
Assist with the management of the Finance Department with responsibility for accounting, finance and budgeting
Responsible for tax planning, corporate tax returns and compliance with banking and insurance regulations;

Education (degrees or other academic qualifications, schools attended, and dates):

September 2011 to June 2012 - Manchester Metropolitan University - Bar Standards Board
September 2009 – May 2010 - Leeds Metropolitan University - Post Graduate Diploma in Law
March 1991 – March 1996 - Certified General Accountants' Association of Canada - Certificate in Accountancy
September 1995 – December 1995 McGill University
Strategic Management - B
Information Systems Strategy - A
Internal Audit & Controls - A
September 1995 – December 1995 Concordia University
Advanced Corporate Finance - A

Use additional sheets if necessary.

BIOGRAPHICAL DATA FORMS

DIRECTORS OF THE COMPANY

Name: MARTIN DORVILLE
Position: DIRECTOR

Age: 50
Mailing Address: P.O. Box Choc 8033
Castries
St. Lucia

Telephone No.: 1-758-285-2447; 1-758-457-2447

List jobs held during past five years (include names of employers and dates of employment).

2013 – Current MANAGING DIRECTOR, Massy Stores SLU Ltd. and Massy Stores SVG Ltd.
2008 - 2013 - DEPUTY MANAGING DIRECTOR - Consolidated Foods Ltd

Give brief description of current responsibilities

Responsible for developing and implementing the strategy of all companies within the group inclusive of Massy Stores SVG Ltd
Revenue performance, control of the resources and expenditures of the organization
Building and maintaining a "healthy organization" focusing on people, values and culture,
Ensuring process design, implementation, review and control in alignment with organizational requirements
Training and development of the company's human resource
Maintaining a strong Customer Service philosophy and practice
Engendering and maintaining a high standard of Governance

Education (degrees or other academic qualifications, schools attended, and dates):

QUALIFICATIONS

- Executive Diploma in Leadership Development - Saint Mary's University - 1996
- MBA Marketing & Finance: Warwick Business - 1999
- BSc. Management, (First Class Honors): University of the West-Indies - 1989-92

COURSES

- Root Cause Analysis
- The 5 Choices to Extra Ordinary Productivity - Covey
- The 7 Habits of Highly Effective People - Covey
- Creating Winners in the Workplace – Arnold Mol
- The Four Disciplines of a Healthy Organization – Table Group Inc.
- Director Certification - Bank Director.Com - 2018

Use additional sheets if necessary.

BIOGRAPHICAL DATA FORMS

DIRECTORS OF THE COMPANY

Name: Trevor Louisy Position: Director

Age: 56 years
Mailing Address: PO BOX 230, Castries, St. Lucia
(758)-457-4400

Telephone No.:

List jobs held during past five years (include names of employers and dates of employment).

St. Lucia Electricity Services Limited - Managing Director 2004 to present

Give brief description of **current** responsibilities

Responsible for the management of the business operations and strategic positioning of LUCELEC

Education (degrees or other academic qualifications, schools attended, and dates):

B. Sc. Electrical Engineering, University of the West Indies 1982 - 1985

Use additional sheets if necessary.

BIOGRAPHICAL DATA FORMS

DIRECTORS OF THE COMPANY

Name: ANDRE CHASTANET Position: CHAIRMAN, BOSL

Age: 60
Mailing Address: P.O.BOX 1665
CASTRIES
ST.LUCIA

Telephone No.:

List jobs held during past five years (include names of employers and dates of employment).

MANAGING DIRECTOR-CONSOLIDATED FOODS LED-DECEMBER 1994-SEPTEMBER 2013

Give brief description of current responsibilities

DIRECTOR & CHAIRMAN OF ECFH/BOSL

Education (degrees or other academic qualifications, schools attended, and dates):

CHARTERED ACCOUNTANT(FCCA)-1988

Use additional sheets if necessary.

BIOGRAPHICAL DATA FORMS

DIRECTORS OF THE COMPANY

Name: Mr. Farid Antar **Position:** General Manager

Age: 56 years
Mailing Address: 35 Aquamarine Drive, Diamond Vale Diego Martin

Telephone No.: 868-792-2569

List jobs held during past five years (include names of employers and dates of employment).

October 2017 - date: Republic Bank Limited General Manager - Enterprise Risk Management / Republic Financial Holdings - Chief Risk Officer
June 2011 - September 2017: Republic Bank Limited General Manager - Corporate Operations & Process Improvement
Chief Compliance Officer for Republic Bank Group (to December 2013)
Enterprise Risk Management (ERM) initiative - Sponsor for the introduction of a revised ERM Framework for the Group (May to October 2015)

Give brief description of current responsibilities

Responsible for Oversight and Governance of the Enterprise Wide Risk Framework and direct Risk Owner for Operational Risk and Portfolio Management for the Republic Financial Holdings Limited Group

Education (degrees or other academic qualifications, schools attended, and dates):

Fellow of the Institute of Chartered Secretaries and Administrators, UK - 2000
Diploma from the School of Bank Marketing and Management - American Bankers Association 2000
Certificate in International Marketing - UWI Institute of Business, Trinidad - 1997
Associate of the Chartered Institute of Bankers, UK (ACIB) - ifs School of Finance - 1986

Use additional sheets if necessary.

BIOGRAPHICAL DATA FORMS

DIRECTORS OF THE COMPANY

Name: Llewellyn Gill **Position:** Director

Age: 60 Years
Mailing Address: c/o P.O. Box 1860, Castries
Saint Lucia

Telephone No.:

List jobs held during past five years (include names of employers and dates of employment).

March 1992 to Present -
G.LLEWELLYN GILL & CO
Chartered Accountants, Castries, St. Lucia

Give brief description of current responsibilities

Sole Practitioner - providing accounting, auditing, internal auditing, financial and management, business advisory services as well as secretarial services. Specific services provided include: Team Leader with World Bank on Financial Management Audit of the Ministry of Education in St. Lucia as part of World Bank-funded Basic Education Project; consultant with World Bank Expert on financial management component of Basic Education Project; consultant for Technical Assistance Project, financed through the Eastern Caribbean Organization of Development Foundations (ECODEF), conducted a review of operations and implemented a new plan of activities in recipient organization.

Team Leader for series of consultancies through John Snow, Inc. (JSI) and Social Sectors Development Strategies, Inc. (SSDS) with the Health Policy Management Unit of the Organization of Eastern Caribbean States (OECS) under the USAID-funded Health Care Policy, Planning, and Management (HCPPM) Project. Completed costing studies at Princess Margaret Hospital in Dominica, Glendon Hospital in Montserrat, General Hospital in Grenada and Peebles Hospital in Tortola, British Virgin Islands: assessed available accounting data and service statistics; established a framework of cost centers used to re-categorize data; examined operating cost data and assigned expenses to cost centers; identified "off-budget" expenses and estimated amortization and depreciation costs, categorized by cost center; using step-down method allocated indirect costs to the cost centers for direct in-patient and out-patient services; using service statistics calculated the unit costs of each of the services offered at the hospitals.

Education (degrees or other academic qualifications, schools attended, and dates):

CGA Certified General Accountants of Canada (CGA) 1987
FCGA Fellow of the Certified General Accountants of Canada (1996)
FCIS Fellow of the Institute of Chartered Secretaries and Administrators in Canada (1997)
FCCA Fellow of the Association of Chartered Certified Accountants (UK) (2007)
Acc. Dir Accredited Director, Institute of Chartered Secretaries Canada (2009)

HONOURS

SLMM St. Lucia Medal of Merit Gold – Order of St. Lucia (February, 2009)
The “Augusto Pinaud Award” – Order of Honour to Merit, Venezulan Red Cross (February, 2008)

Use additional sheets if necessary.

BIOGRAPHICAL DATA FORMS

DIRECTORS OF THE COMPANY

Name: Omar Davis _____
Position: Director _____

Age: 67 years _____
Mailing Address: P.O. Box 389 _____
Vieux Fort _____
Saint Lucia _____

Telephone No.: 758-484-1180

List jobs held during past five years (include names of employers and dates of employment).

Consultant
Self Employed

Give brief description of current responsibilities

Provision of Financial and Management Advisory Services

Education (degrees or other academic qualifications, schools attended, and dates):

Chartered Certified Accountant (1975)

Use additional sheets if necessary.

BIOGRAPHICAL DATA FORMS

DIRECTORS OF THE COMPANY

Name: Stewart Haynes **Position:** Director

Age: 39 years
Mailing Address: Queen's Drive, Kingstown, Saint Vincent & the Grenadines

Telephone No.: 1-784-494-1611

List jobs held during past five years (include names of employers and dates of employment).

National Insurance Services, Kingstown, St. Vincent and the Grenadines: February 2017-Current
Executive Director

National Insurance Services, Kingstown, St. Vincent and the Grenadines: September 2012- February 2017
Investment Manager

Give brief description of current responsibilities

Executive Director responsible for the overall operations of the National Insurance.

Education (degrees or other academic qualifications, schools attended, and dates):

*Cass Business School-City University, London, United Kingdom: 2004
MSc Actuarial Management*

*London School Of Economics, London, United Kingdom: 2002
BSc Actuarial Science*

*St. Vincent Community College, Villa, St. Vincent: 1998
Three A 'levels; Mathematics, Accounts and Economics*

*St. Vincent Grammar School, Kingstown, St. Vincent: 1996
Eight O' Levels including English language and Mathematics*

Use additional sheets if necessary.

BIOGRAPHICAL DATA FORMS

EXECUTIVE OFFICERS AND OTHER KEY PERSONNEL OF THE COMPANY

Name: Baldwin Anthony Taylor Position: Senior Manager - Retail Banking

Age: 50

Mailing Address: P.O. Box RB2467
Rodney Bay, Gros Islet
Saint Lucia

Telephone No.: (758) 456-6193

List jobs held during past five years (including names of employers and dates of employment).
Give brief description of **current** responsibilities.

Bank of Saint Lucia / East Caribbean Financial Holding Company Ltd.
Senior Manager - Customer Insight Unit (January 14, 2013 - December 31, 2014)
Senior Manager - Retail Banking (January 01, 2015 - Present)

Managing the overall operations of the Retail Division of Bank of Saint Lucia and the EC Global Insurance Agency.
Driving sales of core banking products and insurance products through the five (5) Bank of Saint Lucia Branches and EC Global Insurance Agency.

Education (degrees or other academic qualifications, schools attended, and dates):

Bachelor of Commerce - Saint Mary's University, Halifax, Nova Scotia Canada (1991 - 1995)
Masters of Business Administration - Durham University, Durham, United Kingdom (2003 - 2006)

Also a Director of the company Yes No

If retained on a part time basis, indicate amount of time to be spent dealing with company matters:

N/A

Use additional sheets if necessary.

BIOGRAPHICAL DATA FORMS

EXECUTIVE OFFICERS AND OTHER KEY PERSONNEL OF THE COMPANY

Name: Bernard La Corbiniere Position: Managing Director

Age: 63 Years

Mailing Address: C/o P.O. Box 1860
Castries
St Lucia

Telephone No.: 1-758-456-6800/6802

List jobs held during past five years (including names of employers and dates of employment).
Give brief description of **current** responsibilities.

2013 – 2018 - Managing Director of the government-owned development bank – Saint Lucia Development Bank, January, 2013 to February, 2018

Education (degrees or other academic qualifications, schools attended, and dates):

1998 Doctor of Philosophy (Ph.D), Economics - University of Kent at Canterbury, U.K.
1993 Master of Science (MSc), Computer Science - University of Kent at Canterbury, U.K.
1977 Bachelor of Science (BSc), Economics (Hons.) - University of the West Indies, Barbados

Short Courses

1990 Capital Markets - International Law Institute, Washington, D.C.
1985 Financial Programming and Policy - International Monetary Fund (Institute), Washington, D.C.

Also a Director of the company Yes No

If retained on a part time basis, indicate amount of time to be spent dealing with company matters:

Use additional sheets if necessary.

BIOGRAPHICAL DATA FORMS

EXECUTIVE OFFICERS AND OTHER KEY PERSONNEL OF THE COMPANY

Name: Cecilia Ferdinand Position: Senior Manager Credit Administratic

Age: 57 Years

Mailing Address: c/o Bank of Saint Lucia Limited
PO Box 1860, Bridge Street
Castries

Telephone No.: 1758456-6881

List jobs held during past five years (including names of employers and dates of employment).
Give brief description of **current** responsibilities.

Bank of Saint Lucia Limited for the past 36 years
Senior Manager Credit Administration - 2013 - Present
Current Responsibilities:-
Create oversight for the credit administration f the bank
Ensuring all administration functions are executed in accordance with credit policies, credit procedures and compliance standards
responsible for the custody of collateral security documentation for credit facilities
Ensuring that security documentations is in proper form based on credit arrangements and approvals
Responsible for the disbursement of credit facilities ensuring the funds are disbursed in accordance with approval conditions, ppolicy
guidelines and compliance standards
Contributes to the Bank's strategic planning and directs the execution of the Bank's operations strategy
Make recommendations where necessary with respect to changes in credit policies, credit procedures and credit processes
Set goals, policies and procedures to meet and/or surpass the Bank's objectives for shareholder return, customer service and public
expectations
Responsible for the development and training of staff int he Credit Administration Unit.

Education (degrees or other academic qualifications, schools attended, and dates):

The Chartered Institute of Bankers (UK) 1989-1991
University of Wales - Online Programme - 2013
MBA Masters Business Administration

Also a Director of the company Yes No

If retained on a part time basis, indicate amount of time to be spent dealing with company matters:

Use additional sheets if necessary.

BIOGRAPHICAL DATA FORMS

EXECUTIVE OFFICERS AND OTHER KEY PERSONNEL OF THE COMPANY

Name: Cynthia Laurent Position: Senior Manager Operations

Age: 58

Mailing Address: c/o Bank of Saint Lucia Limited
PO Box 1860, Bridge Street
Castries

Telephone No.: 17584523563

List jobs held during past five years (including names of employers and dates of employment).
Give brief description of **current** responsibilities.

The position is responsible for the efficient operations of the Bank of Saint Lucia Limited by effectively monitoring and providing guidance to branches and units in achieving maximum compliance with bank procedural guidelines in operational functions and recommending changes where necessary.

Education (degrees or other academic qualifications, schools attended, and dates):

Graduate School of Banking – Wisconsin (2006-2008)
Graduation Date - 2008

Also a Director of the company Yes No

If retained on a part time basis, indicate amount of time to be spent dealing with company matters:

Use additional sheets if necessary.

BIOGRAPHICAL DATA FORMS

EXECUTIVE OFFICERS AND OTHER KEY PERSONNEL OF THE COMPANY

Name: Estherlita Cumberbatch Position: Corporate Secretary

Age: 52 Years

Mailing Address: c/o Bank of Saint Lucia Limited
PO Box 1860, Bridge Street
Castries

Telephone No.: 1758456-6832

List jobs held during past five years (including names of employers and dates of employment).
Give brief description of **current** responsibilities.

Corporate Secretary

Education (degrees or other academic qualifications, schools attended, and dates):

ACIS
LLB

Also a Director of the company Yes No

If retained on a part time basis, indicate amount of time to be spent dealing with company matters:

Use additional sheets if necessary.

BIOGRAPHICAL DATA FORMS

EXECUTIVE OFFICERS AND OTHER KEY PERSONNEL OF THE COMPANY

Name: Ketha Auguste Position: Chief Financial Officer

Age: 42 Years

Mailing Address: c/o Bank of Saint Lucia Limited
PO Box 1860, Bridge Street
Castries

Telephone No.: 1758456-6818

List jobs held during past five years (including names of employers and dates of employment).
Give brief description of **current** responsibilities.

Group Finance Manager- ECFH- September 2010- September 2017

- Maintain proper financial accounting systems within the ECFH parent company and its subsidiaries and provide guidance and support on accounting related matters.
- Preparation and analysis of financial reports for all Group subsidiaries, including the preparation of annual Group consolidated financial statements and the financial statements for Bank of Saint Lucia Limited in accordance with IFRS
- Co-ordinate and execute regulatory and other statutory assignments involving the preparation and presentation of financial statements and other related information for all Group subsidiaries.
- Responsible for the general administration of the financial transaction processing.
- Oversight in managing the Group's credit risk and ensure that adequate provisioning is in place. .

Chief Financial Officer- BOSL-October 2017 to present

- Co-ordinate annual budgeted and workplans
- Responsible for tax planning and compliance with laws
- Responsible for asset liability management
- Responsible for treasury management
- Responsible for Procurement and inventory management
- Oversee the investment function

Education (degrees or other academic qualifications, schools attended, and dates):

FCCA- Association of Certified Chartered Accountants- 2005

Professional Diploma in Banking- Graduate School of Banking –University of Wisconsin- 2012-2014

Also a Director of the company Yes No

If retained on a part time basis, indicate amount of time to be spent dealing with company matters:

Use additional sheets if necessary.

BIOGRAPHICAL DATA FORMS

EXECUTIVE OFFICERS AND OTHER KEY PERSONNEL OF THE COMPANY

Name: Lyndon Arnold Position: Senior Manager IMTS

Age: 53

Mailing Address: P.O. Box 1277, Castries, Saint Lucia

Telephone No.: 1-758-456-6858 / 1-758-718-4074

List jobs held during past five years (including names of employers and dates of employment).
Give brief description of **current** responsibilities.

ECFH/BOSL February 2006 to present

Education (degrees or other academic qualifications, schools attended, and dates):

MBA, Australian Institute of Business 2013
High Honors Diploma, Seneca College of Applied Arts & Technology, 1985-1988

Also a Director of the company Yes No

If retained on a part time basis, indicate amount of time to be spent dealing with company matters:

Use additional sheets if necessary.

BIOGRAPHICAL DATA FORMS

EXECUTIVE OFFICERS AND OTHER KEY PERSONNEL OF THE COMPANY

Name: Medford Francis Position: Senior Manager

Mailing Address: P.O. Box 1862, Castries
P.O. Box 1862, Castries

Telephone No.: 1-758-457-7231

List jobs held during past five years (including names of employers and dates of employment).
Give brief description of **current** responsibilities.

- (1) December 03, 2007 to February, 2011 Senior Fund Manager, Wealth and Asset Management Division, Bank of Saint Lucia Limited.
- (2) February, 2011 to March, 2014 Senior Manager, Wealth and Asset Management Division, Bank of Saint Lucia Limited.
- (3) April, 2014 to May, 2015, Group Investment Manager, ECFH
- (4) June, 2015 to Present, Senior Manager, Investment Banking Services, Bank of Saint Lucia limited.

Current Duties:

- Manage the Investment Banking Division with responsibility for the final output of all functionaries.
- Give strategic guidance to the following functional areas within the company:
 - Finance & Compliance
 - Operations & Administration
 - Asset Management - Business Development
- Drive the formulation of the strategic plan for Investment Banking Services and its implementation, and be fully accountable for the performance and overall management of the company, with special emphasis on product and business development; merchant banking and capital markets activity.

Education (degrees or other academic qualifications, schools attended, and dates):

MSc. in Financial Management (with Merit) University of London's Centre for Financial Management Studies (June 2004 - December, 2006)

BSc. Degree in Economics Special (Upper Second Class Honours) University of the West Indies - Mona Campus (1999)

Also a Director of the company Yes No

If retained on a part time basis, indicate amount of time to be spent dealing with company matters:

Use additional sheets if necessary.

BIOGRAPHICAL DATA FORMS

EXECUTIVE OFFICERS AND OTHER KEY PERSONNEL OF THE COMPANY

Name: Melissa Simon Position: Senior Manager - Internal Audit

Age: 42

Mailing Address: c/o East Caribbean Financial Holding Company Limited
#1 Bridge Street
P.O. Box 1862, Castries, St. Lucia

Telephone No.: (758) 456-6121

List jobs held during past five years (including names of employers and dates of employment).
Give brief description of **current** responsibilities.

Senior Manager - Internal Audit
East Caribbean Financial Holding (ECFH) Company Limited
January 2006 - Present

Current responsibilities include:

- Performing advanced level professional internal auditing work as part of the Company's governance structure.
- Directing the identification and evaluation of the Company's risk areas and overseeing the development and implementation of the annual Audit Plan.
- Performing consulting and advisory services related to governance, risk management and control as required.
- Directing the overall performance of audit procedures, including identifying and defining issues, developing criteria, reviewing and analyzing evidence, and documenting client processes and procedures.
- Providing internal training for audit staff at the ECFH.
- Ensuring that the Audit function and its activities comply with the IIA standards.
- Communicating the results of audit and consulting projects via written reports and oral presentations to management and the Board of Directors.

Education (degrees or other academic qualifications, schools attended, and dates):

EDUCATION
August 1996 – May 1999 University of the West Indies, St. Augustine Campus, Trinidad W.I.
BSc Management Studies -Upper Second Class Honours

PROFESSIONAL QUALIFICATIONS
March 2018 Certified Risk Management Auditor (CRMA)
November 2015 Certified Internal Auditor (CIA)
December 2012 Certified Information Systems Auditor (CISA)
June 2008 Certified Fraud Examiner (CFE)
April 2008 Fellow of the Association of Certified Accountants (FCCA)

Also a Director of the company Yes No

If retained on a part time basis, indicate amount of time to be spent dealing with company matters:

Use additional sheets if necessary.

BIOGRAPHICAL DATA FORMS

EXECUTIVE OFFICERS AND OTHER KEY PERSONNEL OF THE COMPANY

Name: Minelva Oculien-Moses Position: Senior Manager Human Resources

Age: 43 Years

Mailing Address: C/o P.O. Box 1860
Castries
St Lucia

Telephone No.: 1-758-457-7218

List jobs held during past five years (including names of employers and dates of employment).
Give brief description of **current** responsibilities.

HR Manager - St Jude's Hospital - August 2013 - February 2017 HR Strategy Industrial Relations Compensation Employee RELations Training & Development Recruitment
HR Manager - Ti Kaye Resort & Spa - February - September 2017 HR Administration Employee Relations Training & Development Recruitment

Education (degrees or other academic qualifications, schools attended, and dates):

University of the West Indies - 2016 - Master of Human Resource Management University of the West Indies - 2009 - Bachelor of Education - Educational Administration Sir Arthur Lewis Community College - 2005 - Associate Degree - Primary Education University of the West Indies - 2005 - Certificate in Primary Education
--

Also a Director of the company Yes No

If retained on a part time basis, indicate amount of time to be spent dealing with company matters:

Use additional sheets if necessary.

BIOGRAPHICAL DATA FORMS

EXECUTIVE OFFICERS AND OTHER KEY PERSONNEL OF THE COMPANY

Name: Shanta Louis Position: Senior Mgr - Risk and Compliance

Age: 39

Mailing Address: P.O. Box GR5067, Grande Riviere, Gros Islet, Saint Lucia

Telephone No.: 1-758-456-6105

List jobs held during past five years (including names of employers and dates of employment).
Give brief description of **current** responsibilities.

1. Unit Head, Banking Supervisory Unit, ECCB 2009-2014
 2. Compliance Manager, BOSLIL, 2014-2015
 3. Senior Manager - Credit Risk, BOSL, 2015-2016
 4. Senior Manager - Risk and Compliance, BOSL, 2016-present
- Responsible for effectively ensuring that security measures are met, controls are in place and risk mitigated
 - Responsible for identifying, analyzing and mitigating internal and external events that could threaten the bank
 - Develop, enhance and maintain risk management framework, (including charter) covering credit, market, operational, investment, liquidity, reputational and legal risk;
 - Regularly review and update the Bank's overall risk landscape, ensuring early detection of emerging risks that could materially impact the Bank;
 - Assist in discharging risk management and asset/liability management responsibilities and obligations as per approved guidelines;
 - Ensure that management and staff are suitably equipped to cope with growing complexity of risk across the Bank. Establish focus groups to drive the awareness and management of significant risks in the Bank.
- Maintain general oversight of the compliance function throughout the Bank.
- Develop and implement proactive compliance programmes for the Bank.
 - Ensure compliance with applicable banking and insurance regulations and other statutory requirements.

Education (degrees or other academic qualifications, schools attended, and dates):

- April 2017 Bangor University - Chartered Banker MBA (In Progress)
2002 – 2005 University of the West Indies, St Augustine, Trinidad - BSc Economics with Finance & Accounting (2nd Class Honours)
2002 University of the West Indies School of Continuing Studies and the National Research and Development Foundation of St Lucia Certificate in Human Resource Management (Grade A)
2017 Certified Information Security - Certificate - Enterprise Risk Management Framework
2015 Florida International Bankers Association (FIBA) and Florida International University - Certificate - AML/CFT Risk Assessment
2012 United States Federal Reserve - Certificate – Risk Management and Internal Controls
2011 International Monetary Fund (IMF) & Association of Supervisors of Banks of the Americas - Certificate Regulatory SelfAssessments

Also a Director of the company Yes No

If retained on a part time basis, indicate amount of time to be spent dealing with company matters:

Use additional sheets if necessary.

BIOGRAPHICAL DATA FORMS

DIRECTORS OF THE COMPANY

Name:

Position: Director

John Tang Nian

Age: 68

Mailing Address: Lot 2, Pearl Gardens Extension,

Petit Valley

Trinidad

Telephone No.: 868-682-9264

List jobs held during past five years (include names of employers and dates of employment).

Retired from permanent employment since 2010.

Give brief description of **current** responsibilities

Not Applicable.

Education (degrees or other academic qualifications, schools attended, and dates):

Diploma in Business Management - 2010 (ALJ School of Business/UWI)

INDEPENDENT AUDITORS' REPORT

 To the Shareholders of East Caribbean Financial Holding Company Limited
 Report on the Audit of the Summary Consolidated Financial Statements

Opinion
 The summary consolidated financial statements, which comprise the summary consolidated statement of financial position as at 31 December 2018, the summary consolidated statements of profit or loss and other comprehensive income, changes in equity and cash flows for the year then ended, and related disclosures, are derived from the audited consolidated financial statements of East Caribbean Financial Holding Company Limited and its subsidiary ("the Group") for the year ended 31 December 2018.

In our opinion, the accompanying summary consolidated financial statements are consistent, in all material respects, with the audited consolidated financial statements, in accordance with the basis described in Note 1.

Summary Consolidated Financial Statements

The summary consolidated financial statements do not contain all the disclosures required by International Financial Reporting Standards. Reading the summary consolidated financial statements and our report thereon, therefore, is not a substitute for reading the audited consolidated financial statements and our report thereon.

Our Audited Consolidated Financial Statements and Our Report Thereon

We expressed an unmodified audit opinion on the audited consolidated financial statements in our report dated 21 March 2019. That report also includes the communication of key

audit matters. Key audit matters are those matters that in our professional judgement, were of most significance in our audit of the financial statements for the current period. That report further includes an Other Matter paragraph which indicates that the consolidated financial statements of the Group for the year ended 31 December 2017, were audited by another auditor who expressed an unmodified opinion on those consolidated financial statements on 22 March 2018.

Management's Responsibility for the Summary Consolidated Financial Statements

Management is responsible for the preparation of the summary consolidated financial statements on the basis of their established criteria as described in Note 1.

Auditors' Responsibility

Our responsibility is to express an opinion on whether the summary consolidated financial statements are consistent, in all material respects, with the audited consolidated financial statements based on our procedures, which were conducted in accordance with International Standard on Auditing (ISA) 810 (Revised), "Engagements to Report on Summary Financial Statements."



Chartered Accountants
 Saint Lucia
 21 March 2019

SUMMARY CONSOLIDATED STATEMENT OF FINANCIAL POSITION


 As at 31 December 2018
 (Expressed in Eastern Caribbean dollars)

	2018 \$'000	2017 \$'000
Assets		
Cash, balances with Central Bank and due from banks	416,985	449,994
Investment securities	712,392	584,607
Loans and receivables	849,215	874,051
Property and equipment	45,606	45,885
Investment properties	31,955	37,455
Other assets	131,069	125,998
Total assets	2,187,222	2,117,990
Liabilities		
Due to customers	1,885,121	1,856,589
Borrowings	71,519	79,181
Other liabilities	40,661	33,647
Total liabilities	1,997,301	1,969,417
Equity		
Share capital	170,081	170,081
Reserves	19,840	(21,508)
Attributable to the Company's equity holders	189,921	148,573
Total equity	189,921	148,573
Total liabilities and equity	2,187,222	2,117,990

Approved by the Board of Directors on 21 March 2019:



Director



Director

SUMMARY CONSOLIDATED STATEMENT OF PROFIT OR LOSS AND OTHER COMPREHENSIVE INCOME

 For the year ended 31 December 2018
 (Expressed in Eastern Caribbean dollars)

	2018 \$'000	2017 \$'000
Continuing operations		
Net interest income	56,238	48,358
Other operating income	57,173	56,842
Impairment losses	(8,920)	(16,431)
Operating expenses	(64,303)	(62,524)
Share of profit of associates	5,424	3,074
Dividends on preference shares	(291)	(291)
Profit for the year before income tax	45,321	29,028
Income tax (expense)/ recovery	(355)	2,806
Profit for the year from continuing operations	44,966	31,834
Discontinued operations		
Profit from discontinued operations	-	683
Gain on disposal of controlling interest of subsidiary	-	4,472
Profit for the year	44,966	36,989
Profit per share from continuing operations for earnings attributable to the equity holders of the Company during the year:		
Basic	1.84	1.30
Diluted	1.83	1.26
Other comprehensive income		
Realised (loss)/gain on investments	(7,242)	7,810
Measurement (loss)/gain on defined benefit pension plan (net of tax)	(3,835)	521
Total comprehensive income for the year	33,889	45,320

SUMMARY CONSOLIDATED STATEMENT OF CHANGES IN EQUITY

 For the year ended 31 December 2018
 (Expressed in Eastern Caribbean dollars)

	Ordinary shares \$'000	Reserves \$'000	Total \$'000	Non-controlling interests \$'000	Total equity \$'000
Balance at 1 Jan. 2017	170,081	(76,357)	93,724	51,858	145,582
Total comprehensive income for the year	-	45,320	45,320	-	45,320
Contributions to student loan guarantee fund	-	9,529	9,529	-	9,529
Disposal of subsidiary	-	-	-	(51,858)	(51,858)
Balance at 31 Dec. 2017	170,081	(21,508)	148,573	-	148,573
Balance at 1 Jan. 2018	170,081	(21,508)	148,573	-	148,573
Changes on adoption of IFRS 9	-	17,480	17,480	-	17,480
Total comprehensive income for the year	-	33,889	33,889	-	33,889
Contributions withdrawn	-	(10,021)	(10,021)	-	(10,021)
Balance at 31 Dec. 2018	170,081	19,840	189,921	-	189,921

NOTES TO THE SUMMARY CONSOLIDATED FINANCIAL STATEMENTS



SUMMARY FINANCIAL STATEMENTS

31 December 2018
(Expressed in Eastern Caribbean Dollars)

INDEPENDENT AUDITORS' REPORT

To the Shareholder of Bank of Saint Lucia Limited
Report on the Audit of the Summary Financial Statements

Opinion

The summary financial statements, which comprise the summary statement of financial position as at 31 December 2018, the summary statements of profit or loss and other comprehensive income, changes in equity and cash flows for the year then ended, and related disclosures, are derived from the audited financial statements of Bank of Saint Lucia Limited (the Bank) for the year ended 31 December 2018.

In our opinion, the accompanying summary financial statements are consistent, in all material respects, with the audited financial statements, in accordance with the basis described in Note 1.

Summary Financial Statements

The summary financial statements do not contain all the disclosures required by International Financial Reporting Standards. Reading the summary financial statements and our report thereon, therefore, is not a substitute for reading the audited financial statements and our report thereon.

On the Audited Financial Statements and our Report Thereon

We expressed an unmodified audit opinion on the audited financial statements in our report

dated 21 March 2019. That report further includes an Other Matter paragraph which indicates that the financial statements of the Bank for the year ended 31 December 2017, were audited by another auditor who expressed an unmodified opinion on those financial statements on 22 March 2018.

Management's Responsibility for the Summary Financial Statements

Management is responsible for the preparation of the summary financial statements on the basis of their established criteria as described in Note 1.

Auditors' Responsibility

Our responsibility is to express an opinion on whether the summary financial statements are consistent, in all material respects, with the audited financial statements based on our procedures, which were conducted in accordance with International Standard on Auditing (ISA) 810 (Revised), "Engagements to Report on Summary Financial Statements."

Chartered Accountants
Saint Lucia
21 March 2019

SUMMARY STATEMENT OF FINANCIAL POSITION

As at 31 December 2018
(Expressed in Eastern Caribbean dollars)

	2018 \$'000	2017 \$'000
Assets		
Cash, balances with Central Bank and due from banks	416,985	449,474
Investment securities	713,185	579,003
Loans and receivables	849,215	874,051
Property and equipment	46,452	46,978
Investment properties	31,955	37,454
Due from related parties	82,015	82,418
Other assets	79,218	79,902
Total assets	2,219,025	2,149,280
Liabilities		
Due to customers and repurchase agreements	1,888,128	1,862,267
Borrowings	71,519	79,181
Other liabilities	40,661	33,642
Total liabilities	2,000,308	1,975,090
Equity		
Share capital	265,103	265,103
Reserves	(46,386)	(90,913)
Total equity	218,717	174,190
Total liabilities and equity	2,219,025	2,149,280

Approved by the Board of Directors on 21 March 2019:

Director

Director

SUMMARY STATEMENT OF PROFIT OR LOSS AND OTHER COMPREHENSIVE INCOME

For the year ended 31 December 2018
(Expressed in Eastern Caribbean dollars)

	2018 \$'000	2017 \$'000
Interest income	56,094	48,103
Other operating income	57,449	57,105
Impairment losses	(8,920)	(16,014)
Operating expenses	(64,303)	(62,519)
Dividends on preference shares	(291)	(291)
Profit for the year before income tax	40,029	26,384
Income tax (expense)/recovery	(355)	2,019
Profit for the year	39,674	28,403
Other comprehensive income:		
Realised (loss)/gain on investments	(7,841)	2,444
Actuarial measurement (loss)/ gain on defined benefit pension plan (net of tax)	(3,835)	520
Total comprehensive income for the year	27,998	31,367

SUMMARY STATEMENT OF CHANGES IN EQUITY

For the year ended 31 December 2018
(Expressed in Eastern Caribbean dollars)

	Share Capital \$'000	Reserves \$'000	Total \$'000
Balance at 1 Jan. 2017	198,719	(122,280)	76,439
Total comprehensive income for the year	-	31,367	31,367
Additional share issue	66,384	-	66,384
Balance at 31 Dec. 2017	265,103	(90,913)	174,190
Balance at 1 Jan. 2018	265,103	(90,913)	174,190
Changes on adoption of IFRS 9	-	16,529	16,529
Total comprehensive income for the year	-	27,998	27,998
Balance at 31 Dec. 2018	265,103	(46,386)	218,717

NOTES TO THE SUMMARY FINANCIAL STATEMENTS

Note 1. Basis of presentation

The summary financial statements are prepared in accordance with the accounting policies set out in "Note 2" of the 31 December 2018 audited financial statements.

SUMMARY STATEMENT OF CASH FLOWS

East Caribbean Financial Holding Company Limited

Consolidated Financial Statements

For the year ended 31 December 2018
(Expressed in Eastern Caribbean Dollars)

East Caribbean Financial Holding Company Limited

Index to the Consolidated Financial Statements

For the year ended 31 December 2018

	Page
Independent Auditors' Report	1 - 8
Consolidated Statement of Financial Position	9 - 10
Consolidated Statement of Changes in Equity	11
Consolidated Statement of Profit or Loss and Other Comprehensive Income	12 - 13
Consolidated Statement of Cash Flows	14 – 15
Notes to the Consolidated Financial Statements	16 – 129



204 Johnsons Centre
No. 2 Bella Rosa Road
P.O. Box GI 2171
Gros-Islet LC01 101
Saint Lucia

Telephone: (758) 4535764
Email: ecinfo@kpmg.lc

INDEPENDENT AUDITORS' REPORT

To the Shareholders of East Caribbean Financial Holding Company Limited

Report on the Audit of the Consolidated Financial Statements

Opinion

We have audited the consolidated financial statements of East Caribbean Financial Holding Company Limited and its subsidiaries (collectively, "the Group"), which comprise the consolidated statement of financial position as at 31 December 2018, the consolidated statements of profit or loss and other comprehensive income, changes in equity and cash flows for the year then ended, and notes, comprising significant accounting policies and other explanatory information.

In our opinion, the accompanying consolidated financial statements present fairly, in all material respects, the consolidated financial position of the Group as at 31 December 2018, and its consolidated financial performance and its consolidated cash flows for the year then ended in accordance with International Financial Reporting Standards (IFRS).

Basis for Opinion

We conducted our audit in accordance with International Standards on Auditing (ISAs). Our responsibilities under those standards are further described in the *Auditors' Responsibilities for the Audit of the Consolidated Financial Statements* section of our report. We are independent of the Group in accordance with the ethical requirements that are relevant to our audit of the consolidated financial statements in Saint Lucia, and we have fulfilled our other ethical responsibilities in accordance with these requirements. We believe that the audit evidence we have obtained is sufficient and appropriate to provide a basis for our opinion.

Key Audit Matters

Key audit matters are those matters that, in our professional judgement, were of most significance in our audit of the consolidated financial statements of the current period. These matters were addressed in the context of our audit of the consolidated financial statements as a whole, and in forming our opinion thereon, and we do not provide a separate opinion on these matters.



INDEPENDENT AUDITORS' REPORT, continued

To the Shareholders of East Caribbean Financial Holding Company Limited

Key Audit Matters, continued

Key Audit Matter	How the matter was addressed in our audit
IFRS 9 Expected Credit Losses	
<p><i>Refer to Notes 2, 11, 12, and 47 of the consolidated financial statements</i></p> <p>IFRS 9, <i>Financial Instruments</i>, was implemented by the Group on January 1, 2018. The standard, which replaced IAS 39 <i>Financial Instruments: Recognition and Measurement</i> is new and complex and requires the Group to recognise expected credit losses ('ECL') on financial assets, the determination of which is highly subjective and requires management to make significant judgement and estimates.</p> <p>The key areas requiring a greater level of judgement by management and therefore increased audit focus include the identification of significant increase in credit risk ('SICR') and the application of forward-looking information.</p> <p>The identification of significant increase in credit risk is a key area of judgement as these criteria determine whether a 12 month or lifetime provision is recorded (i.e. the Stage allocation process). IFRS 9 requires the Group to measure expected credit losses on a forward-looking basis reflecting a range of future economic conditions.</p> <p>Significant management judgement is used in determining the economic scenarios and management overlay.</p>	<p>General</p> <p>We understood management's process and reviewed key activities around the determination of expected credit loss allowances including:</p> <ul style="list-style-type: none"> - Appropriateness of modeling methodology; - Model approval; - The identification of credit impairment events; and - The review, challenge and approval of the expected credit loss allowances, including the impairment model outputs, key management judgments and overlays applied. <p>Stage 1 and Stage 2 Loans and advances</p> <ul style="list-style-type: none"> • Obtained an understanding of the impairment model used by management for the calculation of expected credit losses. • Tested the completeness and accuracy of the key data inputs used in the model to the underlying accounting records.



INDEPENDENT AUDITORS' REPORT, continued

To the Shareholders of East Caribbean Financial Holding Company Limited

Key Audit Matters, continued

Key Audit Matter	How the matter was addressed in our audit
IFRS 9 Expected Credit Losses (cont'd)	
<p>For the Group's loans and advances in Stage 1 and 2 (i.e. <i>Stage 1</i> - loans which had not experienced a significant increase in credit risk since origination and; <i>Stage 2</i> - those that had experienced such), the allowance is determined on a collective basis with the use of impairment models. These models use a number of key assumptions including probability of default, loss given default and valuation of recoveries. Management also apply overlays where they believe the model calculated assumptions and allowances require refinement due to historical trends or due to the model limitations.</p> <p>For the Group's loans and advances in Stage 3 (i.e. credit impaired facilities) expected credit losses are estimated on an individual basis. Specific criteria has been developed to identify loans that have become credit impaired. However judgement is exercised to determine whether any additional loans are exhibiting specific characteristics that would lead to such classification. The Group then estimates the expected future cash flows related to those loans.</p> <p>We therefore determined that the impairment of loans and advances has a high degree of estimation uncertainty.</p>	<ul style="list-style-type: none"> ● Involved our actuarial specialists to evaluate the reasonableness of the Group's ECL estimates based on the underlying ECL models produced by the Group. As part of this, the specialists reviewed the methodologies and assumptions employed within the models for reasonableness. This included a review of the SICR criteria used, the derivation and assumptions selected for probability of default, loss given default and the exposure at default. Additionally the specialists considered the appropriateness of using a management's overlay approach in lieu of a regression model based on the statistical credibility results provided. <p>Stage 3 Loans and advances</p> <ul style="list-style-type: none"> ● We critically assessed the criteria for determining whether a credit impairment event had occurred. This involved reviewing a sample of loan facilities in Stage 1 and 2 for indicators of a credit impairment event based on determined risk characteristics. ● We assessed the adequacy of the impairment allowance for loans and advances by testing the key assumptions used in the Group's ECL calculations including forecasts of future cash flows and timing of such.



INDEPENDENT AUDITORS' REPORT, continued

To the Shareholders of East Caribbean Financial Holding Company Limited

Key Audit Matters, continued

Key Audit Matter	How the matter was addressed in our audit
IFRS 9 Expected Credit Losses (cont'd)	
<p>Disclosures regarding the Group's application of IFRS 9 are key to understanding the change from IAS 39 as well as explaining the key judgements and material inputs to the IFRS 9 ECL results.</p>	<ul style="list-style-type: none"> • We involved our internal valuation specialists in the review of third party valuations of the underlying collateral security supporting a sample of loans and advances. • We also considered the current market conditions and compared these against the Group's historical experience of the realization of security and actual collection of cash flows. • Re-performed management's allowance calculation. <p>Financial statement disclosures</p> <ul style="list-style-type: none"> • Assessed the adequacy of the disclosures of the key assumptions and judgements and the details of the transition adjustment for compliance with the standard.



INDEPENDENT AUDITORS' REPORT, continued

To the Shareholders of East Caribbean Financial Holding Company Limited

Key Audit Matters, continued

Key Audit Matter	How the matter was addressed in our audit
Valuation of financial instruments held at fair value	
<p><i>Refer to Notes 2, 3, 14 and 47 of the consolidated financial statements</i></p> <p>The Group invests in various investment securities for which no published prices in active markets are available. These have been classified as Level 2 assets within the IFRS fair value hierarchy.</p> <p>Valuation techniques for these financial instruments can therefore be subjective in nature. Fair value is determined through the application of valuation techniques which often involve the exercise of judgment by management and the use of assumptions, estimates and valuation models.</p> <p>For Level 2 assets, valuation techniques include the use of recent arm's length transactions, reference to other instruments that are substantially the same and discounted cash flow analyses making maximum use of market inputs, such as market risk free yield curve.</p>	<p>With the support of our valuation specialists, we performed the following tests:</p> <ul style="list-style-type: none"> - Challenged the appropriateness of assumptions and valuation methodologies used in calculating fair values and testing their application. - Independently assessed the fair value of the investments by developing an independent model. - Compared the valuation provided by the Group to those calculated using our model. <p>We also reviewed and verified that the financial statement disclosures were appropriate and included the required IFRS 13 fair value measurement disclosures which are key to explaining the valuation techniques, key judgments, assumptions and material inputs.</p>

Other Matter

The consolidated financial statements of East Caribbean Financial Holding Company Limited for the year ended 31 December 2017, were audited by another auditor who expressed an unmodified opinion on those consolidated financial statements on 22 March 2018.



INDEPENDENT AUDITORS' REPORT, continued

To the Shareholders of East Caribbean Financial Holding Company Limited

Other Information

Management is responsible for the other information. The other information comprises the Group's 2018 Annual Report, but does not include the consolidated financial statements and our auditors' report thereon. The Annual Report is expected to be made available to us after the date of this auditors' report.

Our opinion on the consolidated financial statements does not cover the other information and we do not express any form of assurance conclusion thereon.

In connection with our audit of the consolidated financial statements, our responsibility is to read the other information and, in doing so, consider whether the other information is materially inconsistent with the consolidated financial statements or our knowledge obtained in the audit, or otherwise appears to be materially misstated.

When we read the Group's 2018 Annual Report, if we conclude that there is a material misstatement therein, we are required to communicate the matter to those charged with governance.

Responsibilities of Management and Those Charged with Governance for the Consolidated Financial Statements

Management is responsible for the preparation and fair presentation of the consolidated financial statements in accordance with IFRS, and for such internal control as management determines is necessary to enable the preparation of consolidated financial statements that are free from material misstatement, whether due to fraud or error.

In preparing the consolidated financial statements, management is responsible for assessing the Group's ability to continue as a going concern, disclosing, as applicable, matters related to going concern and using the going concern basis of accounting unless management either intends to liquidate the Group or to cease operations, or has no realistic alternative but to do so.

Those charged with governance are responsible for overseeing the Group's financial reporting process.

Auditors' Responsibilities for the Audit of the Consolidated Financial Statements

Our objectives are to obtain reasonable assurance about whether the consolidated financial statements as a whole are free from material misstatement, whether due to fraud or error, and to issue an auditors' report that includes our opinion. Reasonable assurance is a high level of assurance, but is not a guarantee that an audit conducted in accordance with ISAs will always detect a material misstatement when it exists. Misstatements can arise from fraud or error and are considered material if, individually or in the aggregate, they could reasonably be expected to influence the economic decisions of users taken on the basis of these consolidated financial statements.



INDEPENDENT AUDITORS' REPORT, continued

To the Shareholders of East Caribbean Financial Holding Company Limited

Auditors' Responsibilities for the Audit of the Consolidated Financial Statements, continued

As part of an audit in accordance with ISAs, we exercise professional judgment and maintain professional skepticism throughout the audit. We also:

- Identify and assess the risks of material misstatement of the consolidated financial statements, whether due to fraud or error, design and perform audit procedures responsive to those risks, and obtain audit evidence that is sufficient and appropriate to provide a basis for our opinion. The risk of not detecting a material misstatement resulting from fraud is higher than for one resulting from error, as fraud may involve collusion, forgery, intentional omissions, misrepresentations, or the override of internal control.
- Obtain an understanding of internal control relevant to the audit in order to design audit procedures that are appropriate in the circumstances, but not for the purpose of expressing an opinion on the effectiveness of the Group's internal control.
- Evaluate the appropriateness of accounting policies used and the reasonableness of accounting estimates and related disclosures made by management.
- Conclude on the appropriateness of management's use of the going concern basis of accounting and, based on the audit evidence obtained, whether a material uncertainty exists related to events or conditions that may cast significant doubt on the Group's ability to continue as a going concern. If we conclude that a material uncertainty exists, we are required to draw attention in our auditors' report to the related disclosures in the consolidated financial statements or, if such disclosures are inadequate, to modify our opinion. Our conclusions are based on the audit evidence obtained up to the date of our auditors' report. However, future events or conditions may cause the Group to cease to continue as a going concern.
- Evaluate the overall presentation, structure and content of the consolidated financial statements, including the disclosures, and whether the consolidated financial statements represent the underlying transactions and events in a manner that achieves fair presentation.
- Obtain sufficient appropriate audit evidence regarding the financial information of the entities or business activities within the Group to express an opinion on the consolidated financial statements. We are responsible for the direction, supervision and performance of the group audit. We remain solely responsible for our audit opinion.



INDEPENDENT AUDITORS' REPORT, continued

To the Shareholders of East Caribbean Financial Holding Company Limited

Auditors' Responsibilities for the Audit of the Consolidated Financial Statements, continued

We communicate with those charged with governance regarding, among other matters, the planned scope and timing of the audit and significant audit findings, including any significant deficiencies in internal control that we identify during our audit.

We also provide those charged with governance with a statement that we have complied with relevant ethical requirements regarding independence, and communicate with them all relationships and other matters that may reasonably be thought to bear on our independence, and where applicable, related safeguards.

From the matters communicated with those charged with governance, we determine those matters that were of most significance in the audit of the consolidated financial statements of the current period and are therefore the key audit matters. We describe these matters in our auditors' report unless law or regulation precludes public disclosure about the matter or when, in extremely rare circumstances, we determine that a matter should not be communicated in our report because the adverse consequences of doing so would reasonably be expected to outweigh the public interest benefits of such communication.

The engagement partner on the audit resulting in this independent auditors' report is Lisa Brathwaite.

A handwritten signature in black ink that reads 'KPMG'.

Chartered Accountants
21 March 2019

Castries, Saint Lucia

East Caribbean Financial Holding Company Limited

Consolidated Statement of Financial Position

As at 31 December 2018

(in thousands of Eastern Caribbean dollars)

	Notes	2018 \$	2017 \$
Assets			
Cash and balances with Central Bank	6	223,983	347,950
Treasury bills	7	17,409	23,811
Deposits with other banks	8	159,565	96,632
Financial assets held for trading	9	18,623	19,642
Deposits with non-bank financial institutions	10	33,437	5,412
Investment securities	14	668,171	530,444
Financial instruments - pledged assets	15	8,189	10,710
Loans and receivables - loans and advances to customers	11	849,215	874,051
Investment in associates	16	55,793	49,781
Property and equipment	17	45,606	45,885
Investment properties	18	31,955	37,455
Intangible assets	19	847	1,093
Other assets	20	56,206	55,336
Retirement benefit asset	22	10,446	13,615
Deferred tax asset	27	4,000	820
Income tax recoverable		3,777	5,353
Total assets		2,187,222	2,117,990
Liabilities			
Deposits from banks	23	55,845	43,298
Due to customers	24	1,821,323	1,799,588
Repurchase agreements	15	7,953	13,703
Dividends payable		581	291
Borrowings	25	71,519	79,181
Preference shares	46	4,150	4,150
Other liabilities	26	35,930	29,206
Total liabilities		1,997,301	1,969,417

East Caribbean Financial Holding Company Limited

Consolidated Statement of Financial Position...*continued*


As at 31 December 2018

(in thousands of Eastern Caribbean dollars)


	Notes	2018 \$	2017 \$
Equity			
Share capital	28	170,081	170,081
Contributed capital	29	1,118	4,118
Reserves	31	206,377	184,420
Revaluation surplus		13,855	13,855
Fair value through OCI reserve (Unrealized gain on available-for-sale investments)		1,040	7,017
Accumulated deficit		(202,550)	(230,918)
Total equity		189,921	148,573
Total liabilities and equity		2,187,222	2,117,990

The accompanying notes form an integral part of these financial statements.

Approved by the Board of Directors on March 21, 2019



Director
Director



Director
Director

St. Kitts Caribbean Financial Holding Company Limited

Consolidated Statement of Changes in Equity

for the year ended 31 December 2018

(in thousands of Eastern Caribbean dollars)

	Share Capital \$	Con- tributed Capital \$	Reserves \$	Revalua- tion Surplus \$	Unrealised Gain/(Loss) on Available for sale investments \$	Fair value through OCI securities \$	Accumulated Deficit \$	Total \$	Non-con- trolling Interests \$	Total Equity \$
Balance at 1 January 2017	170,081	1,118	163,567	13,855	(793)	-	(254,104)	93,724	51,858	145,582
Total comprehensive income for the year	-	-	-	-	7,810	-	37,510	45,320	-	45,320
Transfers to reserves	-	-	14,324	-	-	-	(14,324)	-	-	-
Contributions to student loan guarantee fund	-	3,000	6,529	-	-	-	-	9,529	-	9,529
Disposal of subsidiary	-	-	-	-	-	-	-	-	(51,858)	(51,858)
Balance at 31 December 2017	170,081	4,118	184,420	13,855	7,017	-	(230,918)	148,573	-	148,573
Balance at 1 January 2018	170,081	4,118	184,420	13,855	7,017	-	(230,918)	148,573	-	148,573
Changes on initial application of IFRS 9	-	-	16,599	-	(7,017)	8,282	(384)	17,480	-	17,480
Restated balance at 1 January 2018	170,081	4,118	201,019	13,855	-	8,282	(231,302)	166,053	-	166,053
Total comprehensive income for the year	-	-	-	-	-	(7,242)	41,131	33,889	-	33,889
Transfers to reserves	-	-	12,379	-	-	-	(12,379)	-	-	-
Contributions withdrawn	-	(3,000)	(7,021)	-	-	-	-	(10,021)	-	(10,021)
Balance at 31 December 2018	170,081	1,118	206,377	13,855	-	1,040	(202,550)	189,921	-	189,921

The accompanying notes form an integral part of these financial statements.

East Caribbean Financial Holding Company Limited
Consolidated Statement of Profit or Loss and Other Comprehensive Income
For the year ended 31 December 2018
(in thousands of Eastern Caribbean dollars)

	Notes	2018 \$	2017 \$
<i>Continuing operations</i>			
Interest income	33	84,157	80,503
Interest expense	33	(27,919)	(32,145)
Net interest income		56,238	48,358
Other operating income	34 - 37	57,173	56,842
Impairment losses - loans	12	(8,675)	(15,696)
Impairment losses - investments	14	(245)	(735)
Operating expenses	38	(64,303)	(62,524)
Operating profit		40,188	26,245
Share of profit of associates	16	5,424	3,074
Profit for the year before income tax and dividends		45,612	29,319
Dividends on preference shares		(291)	(291)
Profit for the year before income tax		45,321	29,028
Income tax (expense)/recovery	41	(355)	2,806
Profit for the year from continuing operations		44,966	31,834
<i>Discontinued operations</i>			
Profit for the year from discontinued operations	40	-	683
Gain on disposal of controlling interest of subsidiary	40	-	4,472
Profit for the year		44,966	36,989
Profit per share from continuing operations for earnings attributable to the equity holders of the Company during the year	42		
- basic		1.84	1.30
- diluted		1.83	1.26

East Caribbean Financial Holding Company Limited

Consolidated Statement of Profit or Loss and Other Comprehensive Income...*continued*

For the year ended 31 December 2018

(in thousands of Eastern Caribbean dollars)

	2018 \$	2017 \$
Profit for the year	44,966	36,989
Other comprehensive income		
<i>Other comprehensive income to be reclassified to profit or loss in subsequent periods:</i>		
Unrealised (loss)/gain on debt FVOCI instruments (2017 – available for-sale investments)	(7,466)	5,665
Realised gains transferred to profit or loss	(188)	(401)
Reclassification of fair value gains on disposal of subsidiaries	-	(3,221)
	<u>(7,654)</u>	<u>2,043</u>
Share of fair value gains on assets carried at fair value of associated companies	<u>412</u>	<u>5,767</u>
<i>Other comprehensive income not to be reclassified to profit or loss in subsequent periods:</i>		
Re-measurement (loss)/gains on defined benefit pension scheme	(5,478)	744
Income tax effect	1,643	(223)
	<u>(3,835)</u>	<u>521</u>
Other comprehensive (loss)/income	<u>(11,077)</u>	<u>8,331</u>
Total comprehensive income for the year	<u>33,889</u>	<u>45,320</u>

The accompanying notes form an integral part of these financial statements.

East Caribbean Financial Holding Company Limited

Consolidated Statement of Cash Flows

For the year ended 31 December 2018

(in thousands of Eastern Caribbean dollars)

	2018 \$	2017 \$
Cash flows from operating activities		
Profit after tax	44,966	36,989
Adjustments for:		
Interest income on investments	(23,520)	(19,329)
Depreciation and amortisation	4,500	4,509
Impairment losses on loans, advances and investment securities	8,675	15,696
Impairment loss on investment securities	245	735
Unrealised loss on investments held for trading	796	25
Retirement benefit expense	611	809
Gain on disposal of property and equipment	(132)	(52)
Loss/(gain) on disposal of investment properties	500	(813)
Fair value gains reclassified	-	(25)
Share of profit of associate	(5,424)	(3,074)
Gain on disposal of controlling interest	-	(4,472)
Net gains on disposal of investments	(58)	(2,152)
Unamortised premium on investments	362	(520)
Retirement benefit contributions paid	(2,920)	(3,053)
Dividends on preference shares	291	291
Income tax expense/(recovery)	355	(2,806)
Cash flows before changes in operating assets and liabilities	29,247	22,758
Changes in:		
Mandatory deposits with Eastern Caribbean Central Bank	1,328	(30,358)
Loans and advances to customers	32,802	(15,203)
Other assets	(871)	(9,416)
Due to customers	21,735	100,474
Deposits from banks	(54,609)	-
Deposits with banks	(10,120)	-
Repurchase agreements	(5,750)	(136)
Deposits from banks	12,547	25,420
Other liabilities	6,683	(3,802)
Financial instruments - pledged assets	2,494	10,509
Trading assets	141	(3,063)
Treasury bills	1,634	1,777
Cash generated from operations	37,261	98,960
Income tax paid	(317)	-
Interest received	22,538	17,379
Dividend received	774	-
Net cash generated from operating activities	60,256	116,339

East Caribbean Financial Holding Company Limited

Consolidated Statement of Cash Flows...*continued*

For the year ended 31 December 2018

(in thousands of Eastern Caribbean dollars)

	Notes	2018 \$	2017 \$
Cash flows from investing activities			
Purchase of investment securities		(300,104)	(231,621)
Proceeds from disposal and redemption of investment securities		155,292	167,247
Dividends from associates		-	264
Purchase of property and equipment		(3,497)	(1,941)
Proceeds from disposal (purchase) of investment properties		5,000	(65)
Purchase of intangible assets		(478)	(800)
Proceeds from disposal of property and equipment		132	50
Proceeds from sale of subsidiary		-	67,747
Disposal of subsidiary - net cash outflow		-	(601,149)
Net cash used in investing activities		<u>(143,655)</u>	<u>(600,268)</u>
Cash flows from financing activities			
Dividends paid to preference shareholders		-	(581)
Reserve reduction		(10,021)	-
Proceeds from capital contributions		-	9,529
Repayment of borrowings		(7,662)	(14,448)
Net cash used in financing activities		<u>(17,683)</u>	<u>(5,500)</u>
Decrease in cash and cash equivalents during the year		(101,082)	(489,429)
Cash and cash equivalents at beginning of year		351,045	840,474
Cash and cash equivalents at end of year	43	249,963	351,045

The accompanying notes form an integral part of these financial statements.

East Caribbean Financial Holding Company Limited

Notes to the Consolidated Financial Statements

For the year ended 31 December 2018

(in thousands of Eastern Caribbean dollars)

1 General information

In October 2016 the East Caribbean Financial Holding Company Limited (ECFH) was amalgamated with Bank of Saint Lucia Limited and ECFH Global Investment Solutions in accordance with the provisions of the Companies Act CAP 13.01, Revised Laws of Saint Lucia and continued as Bank of Saint Lucia Limited. Another company with the same name East Caribbean Financial Holding Company Limited was then reincorporated under the same act to hold the shares of Bank of Saint Lucia Limited, Bank of Saint Lucia International Limited and Bank of St. Vincent & the Grenadines.

Bank of Saint Lucia Limited, and ECFH are in compliance with the Companies Acts and Banking Acts and the provisions of the Insurance Act, 1995.

The principal activity of the Company and its subsidiaries (the “Group”) is the provision of financial services. The registered office and principal place of business of the Company is located at No.1 Bridge Street, Castries, Saint Lucia.

The principal shareholding of the Group is stated in Note 45.

The Company is listed on the Eastern Caribbean Securities Exchange.

2 Summary of significant accounting policies

The principal accounting policies applied in the preparation of these consolidated financial statements are set out below. These policies have been consistently applied to all the years presented, unless otherwise stated.

Statement of compliance

East Caribbean Financial Holding Company Limited’s consolidated financial statements have been prepared in accordance with International Financial Reporting Standards (IFRS) as issued by the International Accounting Standards Board (IASB) as at 31 December 2018 (the reporting date).

Basis of preparation

The consolidated financial statements have been prepared under the historical cost convention, except for the following material items that are measured at fair value in the consolidated statement of financial position.

- Financial assets measured at fair value through profit or loss
- Financial assets designated at fair value through profit or loss
- Available-for-sale investment securities (applicable prior to 1 January 2018)
- Equity instruments designated at fair value through other comprehensive income (effective from 1 January 2018)
- Debt instruments measured at fair value through other comprehensive income (effective from 1 January 2018)

The preparation of financial statements in conformity with IFRS requires the use of certain critical accounting estimates. It also requires management to exercise its judgement in the process of applying the Group’s accounting policies. The areas involving a higher degree of judgement or complexity or areas where assumptions and estimates are significant to the consolidated financial statements are disclosed in Note 4.

East Caribbean Financial Holding Company Limited

Notes to the Consolidated Financial Statements

For the year ended 31 December 2018

(in thousands of Eastern Caribbean dollars)

2 Summary of significant accounting policies...*continued*

Basis of preparation...*continued*

(a) Changes in accounting policies and disclosures

The Group applied for the first time certain standards and amendments, which are effective for annual periods beginning on or after 1 January 2018. The Group has not early adopted any other standard, interpretation or amendment that has been issued but is not yet effective.

Of these new standards and amendments applied for the first time in 2018, only IFRS 9 had a material impact on the annual financial statements of the Group. The nature and the impact of each new standard or amendment is described below:

- **IFRS 9 *Financial Instruments***

In July 2014, the IASB issued IFRS 9 Financial Instruments, the standard that replaced IAS 39 for annual periods on or after 1 January 2018, with early adoption permitted. The bank did not early adopt IFRS 9. As permitted by the standard, the Group elected not to restate comparative figures and any adjustments to the carrying amounts of financial assets and liabilities at the date of transition were recognized in Retained Earnings and other reserves of the current period.

The adoption of IFRS 9 has resulted in changes in our accounting policies for recognition, classification and measurement of financial assets and liabilities and impairment of financial assets.

In addition, the Group has adopted consequential amendments to IFRS 7 Financial Instruments: Disclosures that are applied to disclosures about 2018, but have not been applied to the comparative information.

The key changes to the Group's accounting policies resulting from the adoption of IFRS 9 are summarised below.

Changes to classification and measurement of financial assets and financial liabilities

IFRS 9 contains three principal classification categories for financial assets: measured at amortised cost, fair value through other comprehensive income and fair value through profit or loss. From a classification and measurement perspective, the new standard will require all financial assets, except equity instruments and derivatives, to be assessed based on a combination of the entity's business model for managing the assets and the instruments' contractual cash flow characteristics. The standard eliminates the previous IAS 39 categories of held-to-maturity, available-for-sale and loans and receivables. IFRS 9 will also allow entities to continue to irrevocably designate instruments that qualify for amortised cost or fair value through OCI instruments as FVTPL, if doing so eliminates or significantly reduces a measurement or recognition inconsistency. Equity instruments that are not held for trading may be irrevocably designated as FVOCI, with no subsequent reclassification of gains or losses to the income statement.

The accounting for financial liabilities will largely be the same as the requirements of IAS 39.

East Caribbean Financial Holding Company Limited

Notes to the Consolidated Financial Statements

For the year ended 31 December 2018

(in thousands of Eastern Caribbean dollars)

2 Summary of significant accounting policies...continued

Basis of preparation...continued

(a) Changes in accounting policies and disclosures.... continued

Impairment of financial assets

The adoption of IFRS 9 has fundamentally changed the Group's accounting for loan loss impairments by replacing the "incurred loss" model under IAS 39 with a forward looking "expected credit loss" (ECL) model. IFRS 9 requires the Group to record an allowance for ECLs for all loans and other debt financial assets not held at FVTPL, together with loan commitments and financial guarantee contracts. The allowance is based on the ECLs associated with the probability of default in the next twelve months unless there has been a significant increase in credit risk since origination.

Details of the Group's impairment method are disclosed in Note 2. The quantitative impact of applying IFRS 9 as at 1 January 2018 is disclosed in Note 47.

Transition

Changes in accounting policies resulting from the adoption of IFRS 9 have been applied retrospectively except as described below:

- Comparative periods have not been restated. Differences in carrying amounts of financial assets resulting from the adoption of IFRS 9 are recognised in retained earnings and reserves as at 1 January 2018. As such, the information presented for 2017 does not reflect the requirements of IFRS 9 and therefore is not comparable to the information presented for 2018 under IFRS 9.
- The following assessments have been made on the basis of the facts and circumstances that existed at the date of initial application – 1 January 2018
 - The determination of business model within which a financial asset is held
 - The designation and revocation of previous designations of certain financial assets.
 - The designation of certain investments in equity instruments not held for trading as at FVOCI.
- If a debt security had low credit risk at the date of initial application of IFRS 9, the Group assumes that the credit risk on the asset had not increased significantly since its initial recognition.
- **IFRS 15 Revenue from Contracts with Customers**

On 1 January 2018, the Group adopted IFRS 15 *Revenue from Contracts with Customers* as issued in May 2014. IFRS 15 defines principles for recognising revenue and is applicable to all contracts with customers. However, interest and fee income integral to financial instruments and leases continues to fall outside the scope of IFRS 15 and is regulated by the other applicable standards (e.g., IFRS 9, and IFRS 16 Leases).

Revenue under IFRS 15 must be recognised as goods and services are transferred, to the extent that the transferor anticipates entitlement to goods and services. The standard also specifies a comprehensive set of disclosure requirements regarding the nature, extent and timing as well as any uncertainty of revenue and corresponding cash flows with customers.

The adoption of IFRS 15 did not impact the timing or amount of fee and commission income from contracts with customers and the related assets and liabilities recognised by the Group.

East Caribbean Financial Holding Company Limited

Notes to the Consolidated Financial Statements

For the year ended 31 December 2018

(in thousands of Eastern Caribbean dollars)

2 Summary of significant accounting policies...*continued*

Basis of preparation...*continued*

(a) Changes in accounting policies and disclosures....*continued*

The Group's other revenue stream not regulated by IFRS 9 and 15 relate to service and management fees under a management contract with related companies.

- **IFRS 2 Classification and Measurement of Share-based Payment Transactions** Amendments to IFRS 2 (effective January 1, 2018).

These amendments are in relation to the classification and measurement of share-based payment transactions. The amendments address three main areas:

- The effects of vesting conditions on the measurement of a cash-settled share-based payment transaction.
- The classification of a share-based payment transaction with net settlement features for withholding tax obligations.
- The accounting where a modification to the terms and conditions of a share-based payment transaction changes its classification from cash-settled to equity-settled.

- **Amendments to IFRS 1 and IAS 29**

The amendments relate to the measurement of investments in associates or joint ventures. The amendment allows qualifying companies to elect to measure such investments through profit or loss on an investment by investment basis. A non-investment entity may elect to retain the fair value accounting applied by an investment entity. These changes are to be applied retrospectively for accounting periods beginning on or after January 1, 2018.

(b) Standards issued but not yet effective

The standards and interpretations that are issued, but not yet effective, up to the date of issuance of the Group's financial statements are disclosed below. The Group intends to adopt these standards, if applicable, when they become effective.

East Caribbean Financial Holding Company Limited

Notes to the Consolidated Financial Statements

For the year ended 31 December 2018

(in thousands of Eastern Caribbean dollars)

2 Summary of significant accounting policies...*continued*

Basis of preparation...*continued*

(b) Standards issued but not yet effective...*continued*

IFRS 16 Leases

The IASB issued the new standard for accounting for leases - IFRS 16 Leases in January 2016. The new standard does not significantly change the accounting for leases for lessors. However, it does require lessees to recognise most leases on their statements of financial positions as lease liabilities, with the corresponding right-of-use assets. Lessees must apply a single model for all recognised leases, but will have the option not to recognise 'short-term' leases and leases of 'low-value' assets. Generally, the profit or loss recognition pattern for recognised leases will be similar to today's finance lease accounting, with interest and depreciation expense recognised separately in profit or loss.

IFRS 16 is effective for annual periods beginning on or after 1 January 2019. Early application is permitted provided the new revenue standard, IFRS 15, is applied on the same date. Lessees must adopt IFRS 16 using either a full retrospective or a modified retrospective approach.

The Group is not early adopting IFRS 16 and is currently evaluating its impact.

(c) Consolidation

The financial statements of the subsidiaries used to prepare the consolidated financial statements were prepared as of the Parent Company's reporting date. The consolidation principles are unchanged as against the previous year.

The consolidated financial statements of the Group comprise the financial statements of the parent entity and all subsidiaries as of 31 December 2018.

Control is achieved when the Group is exposed, or has rights, to variable returns from its involvement with the investee and has the ability to affect those returns through its power over the investee.

Specifically, the Group controls an investee if and only if the Group has:

- Power over the investee (i.e. existing rights that give it the current ability to direct the relevant activities of the investee)
- Exposure, or rights, to variable returns from its involvement with the investee, and
- The ability to use its power over the investee to affect its returns
- When the Group has less than a majority of the voting or similar rights of an investee, the Group considers all relevant facts and circumstances in assessing whether it has power over an investee, including:
 - The contractual arrangement with the other vote holders of the investee
 - Rights arising from other contractual arrangements
 - The Group's voting rights and potential voting rights

East Caribbean Financial Holding Company Limited

Notes to the Consolidated Financial Statements

For the year ended 31 December 2018

(in thousands of Eastern Caribbean dollars)

2 Summary of significant accounting policies...*continued*

(c) Consolidation...*continued*

The Group re-assesses whether or not it controls an investee if facts and circumstances indicate that there are changes to one or more of the three elements of control. Consolidation of a subsidiary begins when the Group obtains control over the subsidiary and ceases when the Group loses control of the subsidiary. Assets, liabilities, income and expenses of a subsidiary acquired or disposed of during the year are included in profit or loss from the date the Group gains control until the date the Group ceases to control the subsidiary.

Profit or loss and each component of other comprehensive income (OCI) are attributed to the equity holders of the parent of the Group and to the non-controlling interests, even if this results in the non-controlling interests having a deficit balance. When necessary, adjustments are made to the financial statements of subsidiaries to bring their accounting policies into line with the Group's accounting policies. All intra-group assets and liabilities, equity, income, expenses and cash flows relating to transactions between members of the Group are eliminated in full on consolidation.

A change in the ownership interest of a subsidiary, without a loss of control, is accounted for as an equity transaction. If the Group loses control over a subsidiary, it:

- Derecognises the assets and liabilities of the subsidiary
- Derecognises the carrying amount of any non-controlling interest
- Derecognises the cumulative translation differences recorded in equity
- Recognises the fair value of the consideration received
- Recognises the fair value of any investment retained
- Recognises any surplus or deficit in profit or loss
- Reclassifies the parent's share of components previously recognised in other comprehensive income to profit or loss or retained earnings, as appropriate.

The results of the subsidiaries acquired or disposed of during the year are included in profit or loss from the effective acquisition date or up to the effective date on which control ceases, as appropriate.

East Caribbean Financial Holding Company Limited

Notes to the Consolidated Financial Statements

For the year ended 31 December 2018

(in thousands of Eastern Caribbean dollars)

2 Summary of significant accounting policies...*continued*

(c) Consolidation...*continued*

The Group uses the acquisition method of accounting to account for business combinations. The consideration transferred for the acquisition of a subsidiary is the fair values of the assets transferred, the liabilities incurred and the equity interests issued by the group. The consideration transferred includes the fair value of any asset or liability resulting from a contingent consideration arrangement. Acquisition-related costs are expensed as incurred. Identifiable assets acquired and liabilities and contingent liabilities assumed in a business combination are measured initially at their fair values at the acquisition date. On an acquisition-by-acquisition basis, the group recognises any non-controlling interest in the acquiree either at fair value or at the non-controlling interest's proportionate share of the acquiree's net assets.

The excess of the consideration transferred, the amount of any non-controlling interest in the acquiree and the acquisition-date fair value of any previous equity interest in the acquiree over the fair value of the group's share of the identifiable net assets acquired is recorded as goodwill. If this is less than the fair value of the net assets of the subsidiary acquired in the case of a bargain purchase, the difference is recognised directly in profit or loss.

Inter-company transactions, balances and unrealised gains on transactions between group companies have been eliminated. Unrealised losses are also eliminated unless the transaction provides evidence of impairment of the asset transferred.

The integration of the subsidiaries into the consolidated financial statements is based on consistent accounting methods.

Transactions with non-controlling interests and associates

The Group treats transactions with non-controlling interests as transactions with equity owners of the group. For purchases from non-controlling interests, the difference between any consideration paid and the relevant share acquired of the carrying value of net assets of the subsidiary is recorded in equity. Gains or losses on disposals to non-controlling interests are also recorded in equity. Any losses applicable to the non-controlling interest are allocated against the interests of the non-controlling interest even if this results in a deficit balance. Non-controlling interests are presented separately within equity in the consolidated statement of financial position.

When the Group ceases to have control or significant influence, any retained interest in the entity is remeasured to its fair value, with the change in carrying amount recognised in profit or loss. The fair value is the initial carrying amount for the purposes of subsequently accounting for the retained interest as an associate, joint venture or financial asset. In addition, any amounts previously recognised in other comprehensive income in respect of that entity are accounted for as if the Group had directly disposed of the related assets or liabilities. This may mean that amounts previously recognised in other comprehensive income are reclassified to profit or loss.

If the ownership interest in an associate is reduced but significant influence is retained, only a proportionate share of the amounts previously recognised in other comprehensive income are reclassified to profit or loss where appropriate.

East Caribbean Financial Holding Company Limited

Notes to the Consolidated Financial Statements

For the year ended 31 December 2018

(in thousands of Eastern Caribbean dollars)

2 Summary of significant accounting policies...continued

(c) Consolidation...continued

Associates

Associates are entities over which the Group has significant influence. Significant influence is the power to participate in the financial and operating policy decisions of the investee, but is not control or joint control over those policies. Investment in associates is accounted for by the equity method of accounting and initially recognised at cost.

After application of the equity method, the Group determines whether it is necessary to recognize an impairment loss on its investment in its associate. At each reporting date, the Group determines whether there is objective evidence that the investment in the associate is impaired. If there is such evidence, the Group calculates the amount of impairment as the difference between the recoverable amount of the associate and its carrying value, then recognizes the loss as 'Share of profit of an associate' in profit or loss.

Upon loss of significant influence over the associate, the Group measures and recognises any retained investment at its fair value. Any difference between the carrying amount of the associate or joint venture upon loss of significant influence or joint control and the fair value of the retained investment and proceeds from disposal is recognized in profit or loss. The Group's share of its associate's post-acquisition profits or losses is recognised in the consolidated statement of profit or loss and other comprehensive income, and its share of post-acquisition movements in reserves recognised in reserves. The cumulative post-acquisition movements are adjusted against the carrying amount of the investment. When the Group's share of losses in an associate equals or exceeds its interest in the associate, including any unsecured receivables, the Group does not recognise further losses, unless it has incurred obligations or made payments on behalf of the associate.

Unrealised gains on transactions between the Group and its associates are eliminated to the extent of the Group's interest in the associate. Unrealised losses are also eliminated unless the transaction provides evidence of an impairment of the asset transferred.

(d) Fair value measurement

The Group measures financial instruments such as investment securities and non-financial asset such as investment properties, at fair value at each reporting date. Fair value related disclosures for financial instruments and non-financial assets that are measured at fair value or where fair values are disclosed, are summarised in the following notes:

Disclosures for valuation methods, significant estimates and assumptions	Notes 2,3,14 and 18
Quantitative disclosures of fair value measurement hierarchy	Note 3
Investment properties	Note 18
Financial instruments (including those carried at amortised cost)	Note 14, 9
Land and buildings	Note 17

Fair value is the price that would be received to sell an asset or paid to transfer a liability in an orderly transaction between market participants at the measurement date. The fair value measurement is based on the presumption that the transaction to sell the asset or transfer the liability takes place either in the principal market for the asset or liability or in the absence of a principal market, in the most advantageous market for the asset or liability.

East Caribbean Financial Holding Company Limited

Notes to the Consolidated Financial Statements

For the year ended 31 December 2018

(in thousands of Eastern Caribbean dollars)

2 Summary of significant accounting policies...*continued*

(d) Fair value measurement...*continued*

The fair value of an asset or a liability is measured using the assumptions that market participants would use when pricing the asset or liability, assuming that market participants act in their economic best interest.

A fair value of a non-financial asset takes into account a market participants ability to generate economic benefits by using the assets in its highest and best use or by selling to another participant that would use the asset in its highest and best use.

The Group determines the policies and procedures for both recurring and non-recurring fair value measurement.

The Group uses valuation techniques that are appropriate in the circumstances and for which sufficient data are available to measure fair value, maximising the use of relevant observable inputs and minimising the use of unobservable inputs.

(e) Cash and cash equivalents

For the purposes of the statement of cash flows, cash and cash equivalents comprise balances with less than three months' maturity from the date of acquisition including: cash and non-restricted balances with the Central Bank, treasury bills, deposits with other banks, deposits with a non-bank financial institutions and other short-term securities.

(f) Financial assets

Policy applicable from January 1, 2018

The Group allocates financial assets to the following IFRS 9 categories:

- Amortised cost
- Fair value through other comprehensive income (FVOCI)
- Fair value through profit or loss (FVTPL)

IFRS 9 classification is generally based on the business model in which a financial asset is managed and its contractual cash flows.

On initial recognition, financial assets are classified by the Group as follows:

Debt instrument

Debt instruments, including loans and debt securities, are classified into one of the following measurement categories:

- Amortised cost;
- Fair value through other comprehensive income (FVOCI);
- Fair value through profit or loss (FVTPL).

Investments in debt instruments are measured at amortised cost if it meets both of the following conditions and is not designated as FVTPL:

- The asset is held within a business model whose objective is to hold assets to collect contractual cash flows; and
- The contractual terms of the financial asset give rise on specified dates to cash flows that are solely payments of principal and interest (SPPI) on the outstanding principal balance.

East Caribbean Financial Holding Company Limited

Notes to the Consolidated Financial Statements

For the year ended 31 December 2018

(in thousands of Eastern Caribbean dollars)

2 Summary of significant accounting policies...*continued*

(f) Financial assets...*continued*

Business model assessment

Business model assessment involves determining how financial assets are managed in order to generate cash flows. The Group's business model assessment is based on the following categories:

- Held to collect: The objective of the business model is to hold assets and collect contractual cash flows. Any sales of the asset are incidental to the objective of the model.
- Held to collect and for sale: Both collecting contractual cash flows and sales are integral to achieving the objectives of the business model.
- Other business model: The business model is neither held-to-collect nor held-to-collect and for sale. The Group determines its business model at the level that best reflects how it manages groups of financial assets to achieve its business objectives. The model is not assessed on an instrument-by-instrument basis, but rather at a portfolio level and based on factors such as:
 - How the performance of the financial assets held within that business model are evaluated and reported to the Group's management personnel
 - The risks that affect the performance of the assets held within a business model (and, in particular, the way those risks are managed)
 - How compensation is determined for the Group's business lines' management that manages the assets managers of the Group are compensated (for example, whether the compensation is based on the fair value of the assets managed or on the contractual cash flows collected)
 - The expected frequency, value and timing of sales activity
 - The stated policies and objectives for the portfolio and the operation of those policies in practice. In particular, whether management's strategy focuses on earning contractual interest revenue, maintaining a particular interest rate profile, matching duration of the financial assets to the duration of the financial liabilities that are funding those assets or realising cash flows through the sale of assets.

The business model assessment is based on reasonably expected scenarios without taking 'worst case' or stress case scenarios into account. If cash flows after initial recognition are realised in a way that is different from the Group's original expectations, the Group does not change the classification of the remaining financial assets held in that business model, but incorporates such information when assessing newly originated or newly purchased financial assets going forward.

East Caribbean Financial Holding Company Limited

Notes to the Consolidated Financial Statements

For the year ended 31 December 2018

(in thousands of Eastern Caribbean dollars)

2 Summary of significant accounting policies...continued

(f) Financial assets...continued

Assessment of contractual cash flows

As a second step of its classification process the Group assesses the contractual terms of financial assets to identify whether they meet the solely payments of principal and interest (SPPI) test.

‘Principal’ for the purpose of this test is defined as the fair value of the financial asset at initial recognition and may change over the life of the financial asset (for example, if there are repayments of principal or amortisation of the premium/discount). Interest is defined as consideration for the time value of money and for the credit risk associated with the principal amount outstanding during a particular period of time and for other basic lending risks and costs as well as profit margin.

Debt instruments measured at amortised cost

Debt instruments are measured at amortised cost if they are held within a business model whose objective is to hold for collection of contractual cash flows where those cash flows represent solely payments of principal and interest. After initial measurement, debt instruments in this category are carried at amortised cost. Interest income on these instruments is recognised in interest income using the effective interest rate method. The effective interest rate is the rate that discounts estimated future cash payments or receipts through the expected life of the financial asset to the gross carrying amount of a financial asset. Amortised cost is calculated by taking into account any discount or premium on acquisition, transaction costs and fees that are an integral part of the effective interest rate.

Impairment on debt instruments measured at amortised cost is calculated using the expected credit loss approach. Loans and debt securities measured at amortised cost are presented net of the allowance for credit losses (ACL) in the consolidated statement of financial position.

Debt instruments measured at Fair Value through Other Comprehensive Income

Investments in debt instruments are measured at fair value through other comprehensive income where they meet the following two conditions and they have not been designated at FVTPL:

- Contractual terms that give rise to cash flows on specified dates, that represent solely payments of principal and interest on the principal amount outstanding; and
- Are held within a business model whose objective is achieved by both collecting contractual cash flows and selling financial assets.

These debt instruments are initially recognised at fair value plus directly attributable transaction costs and subsequently measured at fair value. Gains and losses arising from changes in fair value are included in other comprehensive income within a separate component of equity. Impairment losses or reversals, interest revenue and foreign exchange gains and losses are recognised in profit and loss. Upon disposal, the cumulative gain or loss previously recognised in other comprehensive income is reclassified from equity to profit or loss.

East Caribbean Financial Holding Company Limited

Notes to the Consolidated Financial Statements

For the year ended 31 December 2018

(in thousands of Eastern Caribbean dollars)

2 Summary of significant accounting policies...*continued*

(f) Financial assets...*continued*

Debt instruments measured at Fair value through Other Comprehensive Income...*continued*

Impairment on debt instruments measured at FVOCI is calculated using the expected credit loss (ECL) approach. The ECL on debt instruments measured at FVOCI does not reduce the carrying amount of the asset in the Consolidated Statement of Financial Position, which remains at its fair value.

Debt instruments measured at Fair value through profit or loss

Debt instruments are measured at FVTPL if assets:

- i) Are held for trading purposes;
- ii) Are held as part of a portfolio managed on a fair value basis; or
- iii) Whose cash flows do not represent payments that are solely payments of principal and interest

These instruments are measured at fair value in the consolidated statement of financial position, with transaction costs recognized immediately in profit or loss. Realized and unrealized gains and losses are recognized in profit or loss.

Equity instruments

Equity instruments are classified into one of the following measurement categories:

- Fair value through profit or loss (FVTPL) ; or
- Elected at fair value through other comprehensive income (FVOCI).

Equity instruments measured at Fair value through profit or loss

Equity instruments are measured at FVTPL, unless an election is made to designate them at FVOCI upon purchase, with transaction costs recognised immediately in profit or loss. Subsequent to initial recognition the changes in fair value are recognised in profit or loss. Equity instruments at FVTPL are primarily assets held for trading. The Group also holds a portfolio of equity instruments that are not held for trading but the performance is required to be assessed annually for distribution to the account holders. These assets though not held for trading are measured as FVTPL.

East Caribbean Financial Holding Company Limited

Notes to the Consolidated Financial Statements

For the year ended 31 December 2018

(in thousands of Eastern Caribbean dollars)

2 Summary of significant accounting policies...*continued*

(f) Financial assets...*continued*

Equity instruments measured at FVOCI (designated)

At initial recognition, there is an irrevocable option for the Group to classify non-trading equity instruments at FVOCI. This election is used for certain equity investments for strategic or longer term investment purposes. This election is made on an instrument-by-instrument basis and is not available to equity instruments that are held for trading purposes.

Gains and losses on these instruments including when derecognised/sold are recorded in OCI and are not subsequently reclassified to profit or loss. As such, there is no specific impairment requirement. Dividends received are recorded in profit or loss. Any transaction costs incurred upon purchase of the security are added to the cost basis of the security and are not reclassified to profit or loss on sale of the security.

Recognition/derecognition

A financial asset is recognised in the consolidated statement of financial position when the Group becomes a party to the contractual provisions of the instrument, which is generally on trade date. Loans and receivables are recognised when cash is advanced (or settled) to the borrowers.

Financial assets at fair value through profit or loss are recognised initially at fair value. All other financial assets are recognised initially at fair value plus directly attributable transaction costs.

The Group derecognises a financial asset (or, where applicable, a part of a financial asset or part of a group of similar financial assets) is derecognised when the contractual cash flows from the asset expire or it transfers its rights to receive contractual cash flows from the financial asset in a transaction in which substantially all the risks and rewards of ownership are transferred. Any interest in transferred financial assets that is created or retained by the Group is recognised as a separate asset or liability.

Financial liabilities

The Group classifies its financial liabilities, other than financial guarantees and loan commitments as measured at amortised cost.

Impairment of financial assets

Policy applicable from January 1, 2018

Scope

The adoption of IFRS 9 has fundamentally changed the Group's impairment model by replacing IAS 39's incurred loss approach with a forward-looking three-stage expected credit loss (ECL) approach. As of January 1, 2018, the Group has recorded the allowance for expected credit losses for the following categories of financial assets:

- Amortised cost financial assets
- Debt instruments measured at fair value through other comprehensive income;
- Off-balance sheet loan commitments; and
- Financial guarantee contracts.

Equity instruments are not subject to impairment under IFRS 9.

East Caribbean Financial Holding Company Limited

Notes to the Consolidated Financial Statements

For the year ended 31 December 2018

(in thousands of Eastern Caribbean dollars)

2 Summary of significant accounting policies...continued

(f) Financial assets...continued

Impairment of financial assets...continued

Expected credit loss impairment model

The three-stage ECL allowance model is based on the credit losses expected to arise over the life of the asset (the lifetime expected credit loss or LTECL), unless there has been no significant increase or deterioration in credit risk since origination, in which case, the allowance is based on the 12 months' expected credit loss (12mECL). The 12mECL is the portion of LTECLs that represent the ECLs that result from default events on a financial instrument that are possible within the 12 months after the reporting date. Both LTECLs and 12mECLs are calculated on either an individual basis or a collective basis, depending on the nature of the underlying portfolio of financial instruments.

The three stage approach applied by the Group is as follows:

Stage 1: 12-months ECL

The Group collectively assesses ECLs on exposures where there has not been a significant increase in credit risk since initial recognition and that were not credit impaired upon origination. For these exposures, the Group recognises as a collective provision the portion of the lifetime ECL associated with the probability of default events occurring within the next 12 months. Stage 1 loans also include facilities where the credit risk has improved and the loan has been reclassified from Stage 2.

Stage 2: Lifetime ECL – not credit impaired

The Group collectively assesses ECLs on exposures where there has been a significant increase in credit risk since initial recognition but are not credit impaired. For these exposures, the Group recognises as a collective provision a lifetime ECL (i.e. reflecting the remaining lifetime of the financial asset).

Stage 3: Lifetime ECL – credit impaired

The Group identifies, both collectively and individually, ECLs on those exposures that are assessed as credit impaired based on whether one or more events that have a detrimental impact on the estimated future cash flows of that asset have occurred. For exposures that have become credit impaired, a lifetime ECL is recognised and interest revenue is calculated by applying the effective interest rate to the amortised cost (net of provision) rather than the gross carrying amount. If the asset is no longer credit impaired, then the calculation of the interest income reverts to the gross basis.

East Caribbean Financial Holding Company Limited

Notes to the Consolidated Financial Statements

For the year ended 31 December 2018

(in thousands of Eastern Caribbean dollars)

2 Summary of significant accounting policies...*continued*

(f) Financial assets...*continued*

Impairment of financial assets...*continued*

Measurement of expected credit losses (ECL)

ECLs are derived from unbiased and probability-weighted estimates of expected loss, and are measured as follows:

- Financial assets that are not credit-impaired at the reporting date: as the present value of all cash shortfalls over the expected life of the financial asset discounted by the effective interest rate. The cash shortfall is the difference between the cash flows due to the Group in accordance with the contract and the cash flows that the Group expects to receive.
- Financial assets that are credit-impaired at the reporting date: as the difference between the gross carrying amount and the present value of estimated future cash flows discounted by the effective interest rate.
- Undrawn loan commitments the Group estimates the expected portion of the loan commitment that will be drawn down over its expected life and calculates the ECL as the present value of the difference between the contractual cash flows that are due to the Group if the commitment is drawn down and the cash flows that the Group expects to receive.
- Financial guarantee contracts as the expected payments to reimburse the holder less any amounts the Group expects to recover.

The inputs used to estimate the expected credit losses are as follows:

- PD – The probability of default is an estimate of the likelihood of default over a given time horizon. A default may only happen at a certain time over the remaining estimated life, if the facility has not been previously derecognized and is still in the portfolio.
- EAD – The exposure at default is an estimate of the exposure at a future default date, taking into account expected changes in the exposure after the reporting date, including repayments of principal and interest, whether scheduled by contract or otherwise, expected drawdowns on committed facilities, and accrued interest from missed payments
- LGD – The loss given default is an estimate of the loss arising in the case where a default occurs at a given time. It is based on the difference between the contractual cash flows due and those that the lender would expect to receive, including from the realization of any collateral. It is usually expressed as a percentage of the EAD.

Forward looking information

The standard requires the incorporation of forward looking information in the estimation of expected credit losses for each stage and the assessment of significant increases in credit risk. It considers information about past events and current conditions as well as reasonable and supportable forecasts of future events and economic conditions. The estimation and application of forward looking information requires significant judgement.

East Caribbean Financial Holding Company Limited

Notes to the Consolidated Financial Statements

For the year ended 31 December 2018

(in thousands of Eastern Caribbean dollars)

2 Summary of significant accounting policies...*continued*

(f) Financial assets...*continued*

Impairment of financial assets...*continued*

Macroeconomic factors

The standard also requires incorporation of macroeconomic factors in models for ECLs. In its models, the Group conducted an assessment of a broad range of forward-looking economic information as possible inputs, such as: GDP growth, unemployment rates, and central-Group interest rates. The results of the assessment however failed to reveal meaningful relationships between the Group's historical loss and the economic inputs and as such economic inputs were not utilised in the models used for calculating ECLs.

The standard recognises that the inputs and models used for calculating expected credit losses may not always capture all characteristics of the market at the date of the consolidated financial statements. To reflect this, qualitative adjustments or overlays may be made as temporary adjustments using expert credit judgment. The Group therefore in an effort to make adjustments for management overlays, adjusted the stage two loans for the likelihood of migration to stage three and the severity or the extent of the provisions required when these loans migrate to stage three.

Significant increase in credit risk

When determining whether the risk of default on a financial instrument has increased significantly since initial recognition, the Group considers both quantitative and qualitative information and analysis based on the Group's historical experience and credit risk assessment. The Group considers as a backstop that significant increases in credit risk occurs when an asset is more than 30 days past due.

An exposure will migrate through the ECL stages as asset quality deteriorates. If, in a subsequent period, asset quality improves and also reverses any previously assessed significant increase in credit risk since origination, then the provision for doubtful debts reverts from lifetime ECL to 12-months.

Expected life

Instruments in Stage 2 or Stage 3, loss allowances reflect expected credit losses over the expected remaining lifetime of the instrument. For most instruments, the expected life is limited to the remaining contractual life. For certain revolving facilities such as credit cards and overdrafts, the expected life is estimated based on the period over which the Group's exposure to credit losses is not mitigated by our normal credit risk management actions.

East Caribbean Financial Holding Company Limited

Notes to the Consolidated Financial Statements

For the year ended 31 December 2018

(in thousands of Eastern Caribbean dollars)

2 Summary of significant accounting policies...*continued*

(f) Financial assets...*continued*

Impairment of financial assets...*continued*

Presentation of allowance for ECL

Loss allowances for ECL are presented in the consolidated statement of financial position as follows:

- Financial assets measured at amortised cost: as a deduction from the gross carrying amount of the assets;
- Undrawn loan commitments and financial guarantees generally as a provisions in other liabilities,
- Debt instruments measured at fair value through OCI the ECLs are not recognized in the consolidated statement of financial position because the carrying amounts of these assets remain their fair values. However, the loss allowance is disclosed and is recognised in the fair value reserve in equity with a corresponding charge to profit or loss. The accumulated loss recognised in OCI is recycled to profit or loss upon derecognition of the assets.

Modified financial assets

During the normal course of business, financial assets may be restructured or modified or an existing financial asset replaced with a new one. When this occurs for reasons other than those which could be considered indicators of impairment, the Group assesses whether the restructured or renegotiated financial asset is significantly different from the original one by comparing the present value of the restructured cash flows discounted at the original instruments interest rate. If the restructured terms are significantly different, the Group derecognises the original financial asset and recognises a new one at fair value with any difference recognised in profit or loss.

If the cash flows of the modified asset are not substantially different, the modification does not result in derecognition of the financial asset. The Group recalculates the gross carrying amount of the financial asset and recognises the amount arising from adjusting the gross carrying value as a modification gain or loss in profit or loss.

In assessing whether the modified terms are “substantially” different from the original terms, the following factors are considered:

- Introduction of significant new terms
- Significant change in loan’s interest rate
- Significant extension in loan’s term
- Significant change in credit risk from inclusion of collateral or other credit enhancements

East Caribbean Financial Holding Company Limited

Notes to the Consolidated Financial Statements

For the year ended 31 December 2018

(in thousands of Eastern Caribbean dollars)

2 Summary of significant accounting policies...*continued*

(f) Financial assets...*continued*

Impairment of financial assets...*continued*

Definition of default

The Group considers a financial instrument to be in default as a result of one or more loss events that occurred after the date of initial recognition of the instrument and the loss event has a negative impact on the estimated future cash flows of the instrument that can be reliably estimated. This includes events that indicate:

- significant financial difficulty of the borrower;
- default or delinquency in interest or principal payments;
- high probability of the borrower entering a phase of bankruptcy or a financial reorganisation;
- measurable decrease in the estimated future cash flows from the loan or the underlying assets that secure the loan.
- The restructuring of a loan or advance by the Group on terms that the Group would not consider otherwise

The Group considers that default has occurred and classifies the financial asset as credit impaired when it is more than 90 days past due,

Write-offs

The write-off of a financial asset is a derecognition event. Loans and the related impairment losses are written off, either partially or in full, when there is no realistic prospect of recovery. Where loans are secured, they are generally written off after receipt of any proceeds from the realization of collateral. In circumstances where the net realizable value of any collateral has been determined and there is no reasonable expectation of further recovery, write-off maybe earlier.

East Caribbean Financial Holding Company Limited

Notes to the Consolidated Financial Statements

For the year ended 31 December 2018

(in thousands of Eastern Caribbean dollars)

2 Summary of significant accounting policies...continued

(f) Financial assets...continued

Classification and measurement, derecognition, and impairment of financial instruments effective prior to January 1, 2018

Financial assets

(a) Financial assets at fair value through profit or loss

This category has two sub-categories; financial assets held for trading, and those designated at fair value through profit or loss at inception. A financial asset is classified as fair value through profit or loss if acquired principally for the purpose of selling in the short term or if so designated by management.

A financial asset is classified as held for trading if it is acquired or incurred principally for the purpose of selling or repurchasing it in the near term or if it is part of a portfolio of identified financial instruments that are managed together and for which there is evidence of a recent actual pattern of short-term profit-taking.

Financial instruments included in this category are recognised initially at fair value; transaction costs are taken directly to profit or loss. Gains and losses arising from changes in fair value are included directly in profit or loss and are reported as 'Fair value gains'. Interest income and expense and dividend income and expenses on financial assets held for trading are included in 'Net interest income'. The instruments are derecognised when the rights to receive cash flows have expired or the Group has transferred substantially all the risks and rewards of ownership and the transfer qualifies for derecognising.

(b) Loans and receivables

Loans and receivables are non-derivative financial assets with fixed or determinable payments that are not quoted in an active market, other than: (a) those that the entity intends to sell immediately or in the short term, which are classified as held for trading, or those that the entity upon initial recognition designates as at fair value through profit or loss; (b) those that the entity upon initial recognition designates as available-for-sale.

Loans and receivables are initially recognised at fair value – which is the cash consideration to originate or purchase the loan including any transaction costs – and measured subsequently at amortised cost using the effective interest rate method. Loans and receivables are reported in the consolidated statement of financial position as loans and advances to customers or as investment securities. Interest on loans and receivables is included in profit or loss. In the case of impairment, the impairment loss is reported as a deduction from the carrying value of the loan and receivables and recognised in profit or loss.

East Caribbean Financial Holding Company Limited

Notes to the Consolidated Financial Statements

For the year ended 31 December 2018

(in thousands of Eastern Caribbean dollars)

2 Summary of significant accounting policies...*continued*

(f) Financial assets...*continued*

(c) Held-to-maturity

Held-to-maturity investments are non-derivative financial assets with fixed or determinable payments and fixed maturities that the Group's management has the positive intention and ability to hold to maturity, other than: (a) those that the Group upon initial recognition designates as at fair value through profit or loss; (b) those that the Group designates as available-for-sale; and (c) those that meet the definition of loans and receivables. These are initially recognised at fair value including direct and incremental transaction costs are measured subsequently at amortised cost, using the effective interest method less impairment. Interest on held-to-maturity investments is included in profit or loss. The losses arising from impairment are recognised in profit or loss as impairment losses on investments.

If the Group were to sell other than an insignificant amount of held-to-maturity assets, the entire category would be tainted and reclassified as available-for-sale. The difference between the carrying value and fair value is recognised in equity.

(d) Available-for-sale financial assets

Available-for-sale investments are financial assets that are intended to be held for an indefinite period of time, which may be sold in response to needs for liquidity or changes in interest rates, exchange rates or equity prices or that are not classified as loans and receivables, held-to-maturity investments or financial assets at fair value through profit or loss.

Available-for-sale financial assets are initially recognised at fair value, which is the cash consideration including any transaction costs, and measured subsequently at fair value with gains and losses being recognised in the consolidated statement of comprehensive income, except for impairment losses and foreign exchange gains and losses, until the financial asset is derecognised. Management makes judgements at each reporting date to determine whether available-for-sale investments are impaired. These investments are impaired when the carrying value is greater than the recoverable amount and there is objective evidence of impairment. If an available-for-sale financial asset is determined to be impaired, the cumulative gain or loss previously recognised in the consolidated statement of comprehensive income is recognised in profit or loss. Interest is calculated using the effective interest method, and foreign currency gains and losses on monetary assets classified as available-for-sale are recognised in profit or loss. Dividends on available-for-sale equity instruments are recognised in profit or loss when the Group's right to receive payment is established. Where fair value cannot be determined cost was used to value investments.

East Caribbean Financial Holding Company Limited

Notes to the Consolidated Financial Statements

For the year ended 31 December 2018

(in thousands of Eastern Caribbean dollars)

2 Summary of significant accounting policies...continued

(g) Recognition/derecognition

The Group uses trade date accounting for regular way contracts when recording financial asset transactions. Financial assets that are transferred to a third party but do not qualify for derecognition are presented in the consolidated statement of financial position as 'Assets pledged as collateral.'

Financial assets are derecognised when the rights to the cash flows from the asset has expired or when it has transferred substantially all the risks and rewards of ownership.

(h) Impairment of financial assets

The Group assesses at each reporting date whether there is objective evidence that a financial asset or group of financial assets is impaired. A financial asset or a group of financial assets is impaired and impairment losses are incurred if, and only if, there is objective evidence of impairment as a result of one or more events that occurred after the initial recognition of the asset (a 'loss event') and that loss event (or events) has an impact on the estimated future cash flows of the financial asset or group of financial assets that can be reliably estimated.

The criteria that the Group uses to determine that there is objective evidence of an impairment loss include:

- (i) significant financial difficulty of the issuer or obligor;
- (ii) a breach of contract, such as a default or delinquency in interest or principal payments;
- (iii) the Group granting to the borrower, for economic or legal reasons relating to the borrower's financial difficulty, a concession that the lender would not otherwise consider;
- (iv) it becoming probable that the borrower will enter bankruptcy or other financial reorganisation;
- (v) the disappearance of an active market for that financial asset because of financial difficulties; or
- (vi) observable data indicating that there is a measurable decrease in the estimated future cash flows from a group of financial assets since the initial recognition of those assets, although the decrease cannot yet be identified with the individual financial assets in the group, including:
 - adverse changes in the payment status of borrowers in the group; or
 - national or local economic conditions that correlate with defaults on the assets in the group.

The estimated period between a loss occurring and its identification is determined by local management for each identified portfolio. In general, the periods used vary between three months and 12 months; in exceptional cases, longer periods are warranted.

East Caribbean Financial Holding Company Limited

Notes to the Consolidated Financial Statements

For the year ended 31 December 2018

(in thousands of Eastern Caribbean dollars)

2 Summary of significant accounting policies...*continued*

(h) Impairment of financial assets... *continued*

The Group first assesses whether objective evidence of impairment exists individually for financial assets that are individually significant, and individually or collectively for financial assets that are not individually significant. If the Group determines that no objective evidence of impairment exists for an individually assessed financial asset, whether significant or not, it includes the assets in a group of financial assets with similar credit risk characteristics and collectively assesses them for impairment. Assets that are individually assessed for impairment and for which an impairment loss is or continues to be recognised are not included in a collective assessment of impairment.

Loans and advances that have been assessed individually and found not to be impaired and all individually performing loans and advances are assessed collectively in groups of assets with similar risk characteristics to determine whether provisions should be made due to incurred loss events which are not yet evident. The collective assessment takes account of data from the loan portfolio such as credit quality, levels of arrears, credit utilisation, loan to collateral ratios, concentrations of risks and economic data country risk and the performance of different groups.

Assets carried at amortised cost

If there is objective evidence that an impairment loss on loans and receivables or held-to-maturity investments carried at amortised cost has been incurred, the amount of the loss is measured as the difference between the asset's carrying amount and the present value of the estimated future cash flows (excluding future credit losses that have not been incurred) discounted at the financial asset's original effective interest rate. The carrying amount of the asset is reduced through the use of an allowance account and the amount of the loss is recognised in profit or loss. If a loan or held-to-maturity investment has variable interest rates, the discount rate for measuring any impairment loss is the current effective interest rate determined under the contract.

The calculation of the present value of the estimated future cash flows of a collateralised financial asset reflects the cash flows that may or may not result from foreclosure less costs for obtaining and selling the collateral, whether or not the foreclosure is probable.

When a loan is uncollectible, it is written off against the related provision for loan impairment. Such loans are written off after all the necessary procedures have been completed and the amount of the loss has been determined. Subsequent recoveries of amounts previously written off decrease the amount of the loan provision in profit or loss.

If, in a subsequent period, the amount of the impairment loss decreases and the decrease can be related objectively to an event occurring after the impairment was recognised (such as an improvement in the debtor's credit rating), the previously recognised impairment loss is reversed by adjusting the allowance account. The amount of the reversal is recognised in profit or loss.

East Caribbean Financial Holding Company Limited

Notes to the Consolidated Financial Statements

For the year ended 31 December 2018

(in thousands of Eastern Caribbean dollars)

2 Summary of significant accounting policies...*continued*

(h) Impairment of financial assets ...*continued*

Assets classified as available-for-sale

The Group makes judgments at each reporting date to determine whether available-for-sale investments are impaired. These investments are impaired when the carrying value is greater than the recoverable amount and there is objective evidence of impairment.

In the case of equity investments classified as available-for-sale, a significant or prolonged decline in the fair value of the security below its cost is objective evidence of impairment resulting in the recognition of an impairment loss. If any such evidence exists for available-for-sale financial assets, the cumulative loss – measured as the difference between the amortised cost and the current fair value, less any impairment loss on that financial asset previously recognised in profit or loss – is removed from equity and recognised in the consolidated income statement. Impairment losses recognised in the consolidated income statement on equity instruments are not reversed through the consolidated income statement.

If, in a subsequent period, the fair value of a debt instrument classified as available-for-sale increases and the increase can be objectively related to an event occurring after the impairment loss was recognised in profit or loss, the impairment loss is reversed through the consolidated income statement.

Renegotiated loans

During the normal course of business financial assets carried at amortised cost may be restructured with the mutual agreement of the “Group” and the counterparty. When this occurs for reasons other than those which could be considered indicators of impairment, the Group assesses whether the restructured or renegotiated financial asset is significantly different from the original one by comparing the present value of the restructured cash flows discounted at the original instruments interest rate. If the restructured terms are significantly different the group derecognises the original financial asset and recognises a new one at fair value with any difference recognised in profit or loss.

(i) Offsetting financial instruments

Financial assets and liabilities are offset and the net amount reported in the consolidated statement of financial position when, and only when, there is a legally enforceable right to offset the recognised amounts and there is an intention to settle on a net basis, or realise the asset and settle the liability simultaneously.

East Caribbean Financial Holding Company Limited

Notes to the Consolidated Financial Statements

For the year ended 31 December 2018

(in thousands of Eastern Caribbean dollars)

2 Summary of significant accounting policies...continued

(j) Sale and repurchase agreements

Securities sold subject to linked repurchase agreements (repos) are retained in the consolidated financial statements as investments securities and the counterparty liability is included in other borrowed funds. The difference between sale and repurchase price is treated as interest and accrued over the life of the repurchase agreement using the effective interest method.

(k) Property and equipment

Land and buildings comprises mainly branches and offices occupied by the parent or its subsidiaries. Land and buildings are shown at fair value less subsequent depreciation for buildings. Valuations are reviewed annually by quantity surveyors.

Subsequent expenditures are included in the asset's carrying amount or are recognised as a separate asset, as appropriate, only when it is probable that future economic benefits associated with the item will flow to the Group and the cost of the item can be measured reliably. The carrying amount of the replaced part is derecognised. All other repairs and maintenance are charged to profit or loss during the financial period in which they are incurred.

Increases in the carrying amount arising on revaluation of land and buildings are credited to other comprehensive income. Decreases that offset previous increases of the same asset are charged against other comprehensive income, all other decreases are charged to profit or loss.

Land is not depreciated. Depreciation on other assets is calculated on the straight-line method to allocate their cost to their residual values over their estimated useful lives as follows:

Buildings	2%
Leasehold improvements	2 – 33 1/3%
Motor vehicles	20 – 25%
Office furniture & equipment	10 – 20%
Computer equipment	33 1/3%

The assets' residual values and useful lives are reviewed, and adjusted if appropriate at each reporting date. An asset's carrying amount is written down immediately to its recoverable amount if the asset's carrying amount is greater than its estimated recoverable amount. The recoverable amount is the higher of the asset's fair value less cost to sell and value in use.

Gains and losses on disposal are determined by comparing proceeds with the carrying amount and are included in profit or loss.

East Caribbean Financial Holding Company Limited

Notes to the Consolidated Financial Statements

For the year ended 31 December 2018

(in thousands of Eastern Caribbean dollars)

2 Summary of significant accounting policies...*continued*

(l) Investment properties

Properties that are held for long-term rental yields or for capital appreciation or both, and that are not occupied by the entities in the consolidated group, are classified as investment properties. Investment property comprises freehold land and building which are leased out under operating leases. Some properties may be partially occupied by the Group, with the remainder being held for rental income or capital appreciation. If that part of the property occupied by the Group can be sold separately, the Group accounts for the portions separately. The portion that is owner-occupied is accounted for under IAS 16, and the portion that is held for rental income or capital appreciation or both is treated as investment property under IAS 40.

Recognition of investment properties takes place only when it is probable that the future economic benefits that are associated with the investment property will flow to the entity and the cost can be measured reliably. Investment properties are measured initially at cost, including transaction costs. The carrying amount includes the cost of replacing parts of an existing investment property at the time the cost was incurred if the recognition criteria are met; and excludes the costs of day-to-day servicing of an investment property.

Subsequent to initial recognition, investment properties are stated at fair value, which reflects market conditions at the date of the consolidated statement of financial position. Gains or losses arising from changes in the fair value of investment properties are included in profit or loss in the year in which they arise.

Subsequent expenditure is included in the asset's carrying amount only when it is probable that future economic benefits associated with the item will flow to the Group and the cost of the item can be measured reliably. All other repairs and maintenance costs are charged to profit or loss during the financial period in which they are incurred.

Investment property is carried at fair value, representing open market value determined annually by external professionally qualified valuers. Fair value is adjusted, if necessary, for any difference in the nature, location or condition of the specific asset. If the information is not available, the Group uses alternative valuation methods such as recent prices on less active markets or discounted cash flow projections. Investment property is reviewed annually by independent external evaluators.

Investment property is measured at cost until the earlier of the date construction is completed and the date at which fair value becomes reliably measurable.

East Caribbean Financial Holding Company Limited

Notes to the Consolidated Financial Statements

For the year ended 31 December 2018

(in thousands of Eastern Caribbean dollars)

2 Summary of significant accounting policies...continued

(m) Intangible assets

Intangible assets comprise separately identifiable intangible items arising from business combinations, computer software licences and other intangible assets. Intangible assets are recognised at cost. The cost of an intangible asset acquired in a business combination is its fair value at the date of acquisition. Intangible assets with a definite useful life are amortised using the straight-line method over their estimated useful economic life, generally not exceeding 20 years.

Intangible assets with an indefinite useful life are not amortised. Generally, the identified intangible assets of the Group have a definite useful life. At each reporting date, intangible assets are reviewed for indications of impairment or changes in estimated future economic benefits. If such indications exist, the intangible assets are analysed to assess whether their carrying amount is fully recoverable.

An impairment loss is recognised if the carrying amount exceeds the recoverable amount. The Group chooses to use the cost model for the measurement after recognition.

(a) Computer software licences

Acquired computer software licences are capitalised on the basis of the costs incurred to acquire and bring to use the specific software. These costs are amortised on the basis of the expected useful lives. Software has a maximum expected useful life of 4 years.

(b) Other intangible assets

Other intangible assets consist of customer relationships (core deposit intangibles). Other intangible assets are initially recognised when they are separable or arise from contractual or other legal rights, the cost can be measured reliably and, in the case of intangible assets not acquired in a business combination, where it is probable that future economic benefits attributable to the assets will flow from their use. The value of intangible assets which are acquired in a business combination is generally determined using income approach methodologies such as the discounted cash flow method. Other intangible assets are stated at cost less amortisation and provisions for impairment, if any, plus reversals of impairment, if any. They are amortised over their useful lives in a manner that reflects the pattern to which they contribute to future cash flows, generally over 12 years.

(n) Impairment of other non-financial assets

Assets that have an indefinite useful life are not subject to amortisation and are tested annually for impairment. Assets that are subject to amortisation are reviewed for impairment whenever events or changes in circumstances indicate that the carrying amount may not be recoverable. An impairment loss is recognised for the amount by which the asset's carrying amount exceeds its recoverable amount. The recoverable amount is the higher of an asset's fair value less costs to sell and value in use. For the purposes of assessing impairment, assets are grouped at the lowest levels for which there are separately identifiable cash flows (cash generating units).

East Caribbean Financial Holding Company Limited

Notes to the Consolidated Financial Statements

For the year ended 31 December 2018

(in thousands of Eastern Caribbean dollars)

2 Summary of significant accounting policies...continued

(o) Income tax

(a) Current tax

Income tax payable (receivable) is calculated on the basis of the applicable tax law in the respective jurisdiction and is recognised as an expense (income) for the period except to the extent that current tax related to items that are charged or credited in other comprehensive income. In these circumstances, current tax is charged or credited to other comprehensive income.

Where tax losses can be relieved only by carry-forward against taxable profits of future periods, a deductible temporary difference arises. Those losses carried forward are set off against deferred tax liabilities carried in the consolidated statement of financial position.

The Group does not offset income tax liabilities and current income tax assets.

(b) Deferred tax

Deferred income tax is provided in full on temporary differences arising between the tax base of assets and liabilities and their carrying amounts in the financial statements. Deferred income tax is determined using tax rates (and laws) that have been enacted or substantially enacted by the reporting date and are expected to apply when the related deferred tax asset is realised or the deferred income tax liability is settled.

The principal temporary differences arise from depreciation of property and equipment, amortisation of intangible assets and their tax base, unutilised tax losses and pension gains. However, the deferred tax is not accounted for if it arises from initial recognition of an asset or liability in a transaction other than a business combination that at the time of the transaction affects neither the accounting, nor taxable profit or loss.

Deferred tax assets are recognised to the extent that it is probable that future taxable profit will be available against which the temporary differences can be utilised.

(p) Financial liabilities

The Group's holding in financial liabilities are at amortised cost. Financial liabilities are derecognised when extinguished.

Financial liabilities measured at amortised cost are deposits from Groups or customers and debt securities in issue for which the fair value option is not applied.

(q) Borrowings

Borrowings are recognised initially at fair value, being their issue proceeds (fair value of consideration received) net of transaction costs incurred. Borrowings are subsequently stated at amortised cost; any difference between proceeds net of transaction costs and the redemption value is recognised in profit or loss over the period of the borrowings using the effective interest method.

East Caribbean Financial Holding Company Limited

Notes to the Consolidated Financial Statements

For the year ended 31 December 2018

(in thousands of Eastern Caribbean dollars)

2 Summary of significant accounting policies...continued

(r) Provisions

Provisions are recognised when the Group has a present legal or constructive obligation as a result of a past event, it is more likely that an outflow of resources embodying economic benefits will be required to settle the obligation, and a reliable estimate of the amount of the obligation can be made.

(s) Redeemable preference shares

Preference shares which are mandatorily redeemable on a specific date are classified as liabilities. The dividend on these preference shares are recognised in profit or loss.

(t) Employee benefits

Pension obligations

The Group operates a defined benefit plan. The scheme is funded through payments to trustee-administered funds, determined by periodic actuarial calculations. The plan is registered in St. Lucia and is regulated by the Insurance Act, 1994 which was enacted in 1995. A defined benefit plan is a pension plan that defines an amount of pension benefit that an employee will receive on retirement, usually dependent on one or more factors such as age, years of service and compensation. The pension obligation valuations are undertaken annually.

The Group's policy is to fully fund the pension and to meet any funding shortfalls over a period of ten years following regular periodical actuarial reviews.

The asset recognised in the consolidated statement of financial position in respect of defined benefit pension plans is the present value of the defined benefit obligation at the reporting date less the fair value of plan assets. The cost of providing benefits under the defined benefit plan is determined using the projected unit credit method. Re-measurements, comprising of actuarial gains and losses, the effect of the asset ceiling, excluding net interest and the return on plan assets, are recognised immediately in the consolidated statement of financial position with a corresponding debit or credit to retained earnings through other comprehensive income in the period in which they occur. Re-measurements are not reclassified to profit or loss in subsequent periods.

Past service costs are recognised in the consolidated profit or loss on the earlier of:

- The date of the plan amendment or curtailment, and
- The date that the Group recognises restructuring-related costs

Net interest is calculated by applying the discount rate to the net defined benefit liability or asset. The Group recognises the following changes in the net defined benefit obligation under 'operating expenses' in profit or loss:

- Service costs comprising current service costs, past-service costs, gains and losses on curtailments and non-routine settlements
- Net interest expense or income

The pension plan is exposed to inflation risk, interest rate risk and changes in the life expectancy for pensioners.

East Caribbean Financial Holding Company Limited

Notes to the Consolidated Financial Statements

For the year ended 31 December 2018

(in thousands of Eastern Caribbean dollars)

2 Summary of significant accounting policies...*continued*

(t) Employee benefits....*continued*

Termination benefits

Termination benefits are payable when employment is terminated before the normal retirement date, or whenever an employee accepts voluntary redundancy in exchange for these benefits. The Group recognises termination benefits when it is demonstrably committed to either: terminating the employment of current employees according to a detailed formal plan without possibility of withdrawal; or providing termination benefits as a result of an offer made to encourage voluntary redundancy. Benefits falling due more than 12 months after the reporting date are discounted to present value.

(u) Guarantees and letters of credit

Guarantees and letters of credit comprise undertakings by the Group's Grouping entities to pay bills of exchange drawn on customers. The Bank expects most guarantees and letters of credit to be settled simultaneously with the reimbursement from the customers. Such financial guarantees are given to banks, financial institutions and other bodies on behalf of customers.

The fair value of a financial guarantee at the time of signature is zero because all guarantees are agreed on arm's length terms and the value of the premium agreed corresponds to the value of the guarantee obligation. No receivable for the future premiums is recognised. Any increase in the liability relating to guarantees is reported in profit or loss within other operating expenses.

(v) Fiduciary activities

The Group commonly acts as trustees and in other fiduciary capacities that result in the holding and placing of assets on behalf of individuals, trusts, retirement benefit plans and other institutions. These assets and income arising thereon are excluded from these consolidated financial statements, as they are not assets of the Group.

(w) Share capital

(i) *Share issue costs*

Incremental costs directly attributable to the issue of new shares or options or to the acquisition of a business are shown in equity as a deduction, from the proceeds.

(ii) *Dividends on ordinary shares*

Dividends on ordinary shares are recognised in equity in the period in which they are declared.

East Caribbean Financial Holding Company Limited

Notes to the Consolidated Financial Statements

For the year ended 31 December 2018

(in thousands of Eastern Caribbean dollars)

2 Summary of significant accounting policies...continued

(x) Interest income and expense

Interest income and expense are recognised in profit or loss for all financial instruments measured at amortised cost using the effective interest method.

The effective interest method is a method of calculating the amortised cost of a financial asset or a financial liability and of allocating the interest income or interest expense over the relevant period. The effective interest rate is the rate that exactly discounts estimated future cash payments or receipts through the expected life of the financial instrument. When calculating the effective interest rate, the Group estimates cash flows considering all contractual terms of the financial instrument but does not consider future credit losses. The calculation includes all fees paid or received between parties to the contract that are an integral part of the effective interest rate, transaction costs and all other premiums or discounts.

Once a financial asset or a group of similar financial assets has been written down as a result of an impairment loss, interest income is recognised using the rate of interest used to discount the future cash flows for the purpose of measuring the impairment loss.

(y) Fee and commission income

Fees and commissions are generally recognised on an accrual basis when the service has been provided. Loan commitment fees for loans that are likely to be drawn down are deferred (together with related direct costs) and recognised as an adjustment to the effective interest rate on the loan. Commission and fees arising from negotiating, or participating in the negotiation of, a transaction for a third party, such as the arrangement of the acquisition of shares or other securities or the purchase or sale of a business, are recognised on completion of the underlying transaction. Portfolio and other management advisory and service fees are recognised based on the applicable service contracts, usually on a time apportioned basis. Asset management fees related to investment funds are recognised rateably over the period the service is provided. The same principle is applied for financial planning and custody services that are continuously provided over an extended period of time.

(z) Dividend income

Dividend income is recognised when the entity's right to receive payment is established.

(zi) Foreign currency translation

Functional and presentation currency

Items included in the financial statements of each of the Group's entities are measured using the currency of the primary economic environment in which the entity operates ("the functional currency"). The consolidated financial statements are presented in thousands of Eastern Caribbean dollars, which is the Company's functional and the Group's presentation currency.

Transactions and balances

Foreign currency transactions that are transactions denominated, or that require settlement in a foreign currency are translated into the functional currency using the exchange rates prevailing at the dates of the transactions.

East Caribbean Financial Holding Company Limited

Notes to the Consolidated Financial Statements

For the year ended 31 December 2018

(in thousands of Eastern Caribbean dollars)

2 Summary of significant accounting policies...*continued*

(zi) Foreign currency translation...*continued*

Monetary items denominated in foreign currency are translated with the closing rates as at the reporting date. Non-monetary items measured at historical cost denominated in a foreign currency are translated with the exchange rate as at the date of initial recognition.

Foreign exchange gains and losses resulting from the settlement of such transactions and from the translation at year-end exchange rates of monetary assets and liabilities denominated in foreign currencies are recognised in profit or loss.

In the case of changes in the fair value of monetary assets denominated in foreign currency classified as available-for-sale, a distinction is made between translation differences resulting from changes in amortised cost of the security and other changes in the carrying amount of the security. Translation differences related to changes in the amortised cost are recognised in profit or loss, and other changes in the carrying amount, except impairment, are recognised in other comprehensive income. Translation differences on non-monetary financial instruments, such as equities held at fair value through profit or loss, are reported as part of the fair value gain or loss. Translation differences on non-monetary financial instruments, such as equities classified as available-for-sale financial assets, are included in the other comprehensive income.

Group companies

The functional currency of the wholly owned offshore banking subsidiary is United States dollars. For consolidation purposes the results and financial position are translated to the presentation currency of the Group using the pegged rate of EC\$2.70 = US\$1.00.

The results and financial position of all the group entities that have a functional currency different from the presentation currency are translated into the presentation currency as follows:

- Assets and liabilities for each statement of financial position presented are translated at the closing rate at the reporting date;
- Income and expenses for each income statement are translated at average exchange rates (unless this average is not a reasonable approximation of the cumulative effect of the rates prevailing on the transaction dates, in which case income and expenses are translated at the dates of the transactions); and
- All resulting exchange differences are recognised in other comprehensive income.

East Caribbean Financial Holding Company Limited

Notes to the Consolidated Financial Statements

For the year ended 31 December 2018

(in thousands of Eastern Caribbean dollars)

2 Summary of significant accounting policies...continued

(zii) Leases

A Group company is the lessee

The leases entered into by the Group are primarily operating leases. The total payments made under operating leases are charged to profit or loss on a straight-line basis over the period of the lease.

When an operating lease is terminated before the lease period is expired, any payment required to be made to the lessor by way of penalty is recognised as an expense in the period in which the termination takes place.

A Group company is the lessor

Assets leased out under operating leases are included in investment properties in the consolidated statement of financial position. They are depreciated over the expected useful life. Rental income is recognised in profit or loss on a straight-line basis over the period of the lease.

(ziii) Financial instruments

Financial instruments carried on the consolidated statement of financial position include cash resources, investment securities, loans and advances to customers, deposits with other banks, deposits from banks, due to customers and borrowings. The particular recognition methods adopted are disclosed in the individual policy statement associated with each item.

(ziv) Segment reporting

Operating segments are reported in a manner consistent with the internal reporting provided to the chief operating decision-maker. The chief operating decision-maker is the person or group that allocates resources to and assesses the performance of the operating segments of an entity. The Group has determined the Company's Board of Directors as its chief operating decision maker.

All transactions between business segments are conducted on an arm's length basis, with intra-segment revenue and costs being eliminated in head office. Income and expenses directly associated with each segment are included in determining business segment performance.

In accordance with IFRS 8, the Group had the following reportable segments: Bank of St. Lucia Limited, Bank of St. Vincent and the Grenadines Limited until the disposal date of June 30th 2017, Bank of St. Lucia International Limited until the disposal date of March 10, 2017, and other. During the reporting period the Group disposed of its majority holding in Bank of St. Vincent and the Grenadines Limited and Bank of St. Lucia International.

Non-current assets held for sale and disposal groups

Non-current assets and disposal groups classified as held for sale are measured at the lower of their carrying amount and fair value less costs to sell. Non-current assets and disposal groups are classified as held for sale if their carrying amounts will be recovered principally through a sale transaction rather than through continuing use. This condition is regarded as met only when the sale is highly probable and the asset or disposal group is available for immediate sale in its present condition, management has committed to the sale, and the sale is expected to have been completed within one year from the date of classification.

East Caribbean Financial Holding Company Limited

Notes to the Consolidated Financial Statements

For the year ended 31 December 2018

(in thousands of Eastern Caribbean dollars)

2 Summary of significant accounting policies...continued

Non-current assets held for sale and disposal groups...continued

A disposal group qualifies as discontinued operation if it is a component of an entity that either has been disposed of, or is classified as held for sale, and: (i) Represents a separate major line of business or geographical area of operations (ii) Is part of a single coordinated plan to dispose of a separate major line of business or geographical area of operations Or (iii) Is a subsidiary acquired exclusively with a view to resale.

In the consolidated statement of profit or loss and other comprehensive income for the reporting period, and the comparable period in the previous year, income and expenses from discontinued operations are reported separately from income and expenses from continuing operations, down to the level of profit after taxes, even when the Bank retains a non-controlling interest in the subsidiary after the sale. The resulting profit or loss (after taxes) is reported separately in the statement of profit or loss and other comprehensive income.

Property, plant and equipment and intangible assets once classified as held for sale are not depreciated or amortised. See Note 40 (Disposal Group Classified as held for sale) for further discussion.

3 Financial risk management

Strategy in using financial instruments

The Group's activities expose it to a variety of financial risks and those activities involve the analysis, evaluation, acceptance and management of some degree of risk or combination of risks. Taking risk is core to the financial business, and the operational risks are an inevitable consequence of being in business. The Group's aim is therefore to achieve an appropriate balance between risk and return and minimise potential adverse effects on the Group's financial performance.

The Group's risk management policies are designed to identify and analyse these risks, to set appropriate risk limits and controls, and to monitor the risks and adherence to limits by means of reliable and up-to-date information systems. The Group regularly reviews its risk management policies and systems to reflect changes in markets, products and emerging best practice.

Risk management is carried out by the Management Committee under policies approved by the Board of Directors. The Group's Management Committee identifies, evaluates and hedges financial risks in close co-operation with the Group's operating units. The Board provides written principles for overall risk management, as well as written policies covering specific areas, such as foreign exchange risk, interest rate risk, credit risk, and non-derivative financial instruments. In addition, the Internal Audit Department is responsible for the independent review of risk management and the control environment.

The most important types of risk are credit risk, liquidity risk, market risk and other operational risk. Market risk includes currency risk and interest rate risk.

East Caribbean Financial Holding Company Limited

Notes to the Consolidated Financial Statements

For the year ended 31 December 2018

(in thousands of Eastern Caribbean dollars)

3 Financial risk management...continued

Credit risk

Credit risk is the risk of suffering financial loss, should any of the Group's customers, clients or market counterparties fail to fulfill their contractual obligations to the Group. Credit risk arises mainly from commercial and consumer loans and advances, credit cards, and loan commitments arising from such lending activities, but can also arise from credit enhancement provided, such as credit financial guarantees, letters of credit, endorsements and acceptances.

The Group is also exposed to other credit risks arising from balances with central bank, deposits with other banks and non-bank financial institutions, investments in debt securities and other exposures arising from its trading activities ("trading exposures"), including non-equity trading portfolio assets.

Loans and advances

The Group takes on exposure to credit risk which, is the risk that a counterparty will be unable to pay amounts in full when due. Impairment provisions are provided for losses that have been incurred at the reporting date. Significant changes in the economy, or in the health of a particular industry segment that represents a concentration in the Group's portfolio, could result in losses that are different from those provided for at the reporting date. Management therefore carefully manages its exposure to credit risk.

Debt securities and other bills

For debt securities and treasury bills, external rating such as Standard & Poor's or Caricris or their equivalents are used by the Asset Liability Committee for managing of the credit risk exposures. The investments in those securities and bills are viewed as a way to gain a better credit quality mapping and maintain a readily available source to meet the funding requirements at the same time.

Cash and balances with Central Bank

Credit risk from balances with banks and financial institutions is managed by the Group in accordance with the Group's policy. Counterparty credit limits are reviewed by the Group's Risk Department on an annual basis, and may be updated throughout the year subject to approval of the Group's Investment Committee and where necessary The Board of Directors. The limits are set to minimise the concentration of risks and therefore mitigate financial loss through potential counterparty's failure to make payments.

East Caribbean Financial Holding Company Limited

Notes to the Consolidated Financial Statements

For the year ended 31 December 2018

(in thousands of Eastern Caribbean dollars)

3 Financial risk management...*continued*

Credit risk...*continued*

Risk limit control and mitigation policies

The Group manages, limits and controls concentrations of credit risk wherever they are identified – in particular, to individual counterparties and groups, and to industries and countries.

The Group structures the levels of credit risk it undertakes by placing limits on the amount of risk accepted in relation to one borrower, or groups of borrowers, and to the industry segments. Such risks are monitored on a revolving basis and subject to an annual or more frequent review, when considered necessary by the Board of Directors.

Exposure to credit risk is also managed through regular analysis of the ability of borrowers and potential borrowers to meet interest and capital repayment obligations and by changing these lending limits where appropriate.

Some other specific control and mitigation measures are outlined below.

Collateral

The Group employs a range of policies and practices to mitigate credit risk. The most traditional of these is the taking of security for funds advanced, which is common practice. The Group implements guidelines on the acceptability of specific classes of collateral or credit risk mitigation. The principal collateral types for loans and advances are:

- Mortgages over residential properties;
- Charges over business assets such as premises, inventory and accounts receivable; and
- Charges over financial instruments such as debt securities and equities.

The Group's credit risk management policies include requirements relating to collateral valuation and management, including verification requirements and legal certainty. Valuations are updated periodically depending upon the nature of the collateral. Management monitors the market value of collateral and requests additional collateral in accordance with the underlying agreement during its periodic review of loan accounts in arrears. Policies are in place to monitor the existence of undesirable concentration in the collateral supporting the Group's credit exposure.

Longer-term finance and lending to corporate entities are secured; individual credit facilities are generally secured. In addition, in order to minimize the credit loss, the Group will seek additional credit collateral from the counterparty as soon as impairment indicators are noticed for the relevant individual loans and advances.

Collateral held as security for financial assets other than loans and advances is determined by the nature of the instrument. Debt securities, treasury and other eligible bills are generally unsecured.

East Caribbean Financial Holding Company Limited

Notes to the Consolidated Financial Statements

For the year ended 31 December 2018

(in thousands of Eastern Caribbean dollars)

3 Financial risk management...*continued*

Credit risk...*continued*

Credit-related commitments

The primary purpose of these instruments is to ensure that funds are available to a customer as required. Guarantees and standby letters of credit carry the same credit risk as loans. Documentary and commercial letters of credit – which are written undertakings by the Group on behalf of a customer authorising a third party to draw drafts on the Group up to a stipulated amount under specific terms and conditions.

Commitments to extend credit represent unused portions of authorisations to extend credit in the form of loans, guarantees or letters of credit. With respect to credit risk on commitments to extend credit, the Group is potentially exposed to loss in an amount equal to the total unused commitments. However, the likely amount of loss is less than the total unused commitments, as most commitments to extend credit are contingent upon customers maintaining specific credit standards. The Group monitors the term to maturity of credit commitments because longer-term commitments generally have a greater degree of credit risk than shorter-term commitments.

Impairment and provisioning policies

The internal rating systems focus more on credit-quality mapping from the inception of the lending and investment activities. In contrast, impairment provisions are recognised for financial reporting purposes using a three-stage expected credit loss approach. Stages 1 and 2 credit losses are made for assets that are not credit impaired and stage ECLs are for assets which are credit impaired.

Management determines whether objective evidence of impairment exists based on the following criteria set out by the Group:

- Delinquency in contractual payments of principal or interest;
- Cash flow difficulties experienced by the borrower (eg. equity ratio, net income percentage of sales);
- Breach of loan covenants or conditions;
- Initiation of bankruptcy proceedings;
- Deterioration of the borrower's competitive position; and
- Deterioration in the value of collateral.

See accounting policy in note 2 for further details on impairment of financial assets.

East Caribbean Financial Holding Company Limited

Notes to the Consolidated Financial Statements

For the year ended 31 December 2018

(in thousands of Eastern Caribbean dollars)

3 Financial risk management...continued

Credit risk...continued

Maximum exposure to credit risk

	Maximum exposure	
	2018	2017
	\$	\$
Credit risk exposures relating to the financial assets in the statement of financial position :		
Balances with Central bank	190,349	315,534
Treasury bills	17,409	23,811
Deposits with other banks	159,565	96,632
Deposits with non-bank financial institutions	33,437	5,412
Loans and advances to customers:		
Large corporate loans	281,976	280,565
Term loans	185,143	208,447
Mortgages	357,153	355,747
Overdrafts	24,943	29,292
Bonds	-	-
Financial assets held for trading	18,623	19,642
Investment securities	647,363	517,280
Financial instruments - pledged assets	8,189	10,710
Other assets	53,532	52,580
	1,977,682	1,915,652
Credit risk exposures relating to the financial assets off the statement of financial position:		
Loan commitments	115,442	69,838
Guarantees, letters of credit and other credit obligations	21,098	23,765
	136,540	93,603
	2,114,222	2,009,255

The above table represents a worst case scenario of credit risk exposure to the Group at 31 December 2018 and 2017 without taking account of any collateral held or other credit enhancements attached. For on-balance-sheet assets, the exposures set out above are based on net carrying amounts as at the reporting date.

As shown above 42.8% (2017 – 46%) of the total maximum exposure is derived from loans and advances to customers and 34% (2017 – 27%) represents investments in debt securities.

East Caribbean Financial Holding Company Limited

Notes to the Consolidated Financial Statements

For the year ended 31 December 2018

(in thousands of Eastern Caribbean dollars)

3 Financial risk management ...continued

Credit risk...continued

Loans and advances are summarised as follows:

	Loans and advances and loan commitments for which the loss allowance is measured at:					
	Stage 1		Stage 2		Stage3	
	12-months expected credit loss not credit impaired		Lifetime expected credit losses not credit impaired		Lifetime expected credit losses credit impaired	
	2018	2017	2018	2017	2018	2017
	\$	\$	\$	\$	\$	\$
Gross	688,864	-	13,160	-	210,024	969,666
Less allowance for impairment on loans and advances	(5,110)	-	(1,041)	-	(56,682)	(95,615)
Net	683,754	-	12,119	-	153,342	874,051

Further information on the allowance for impairment losses on loans and advances to customers is provided in Notes 11 and 12.

Loans and advances neither past due nor impaired

The credit quality of the portfolio of loans and advances that were neither past due nor impaired can be assessed by reference to the internal rating system adopted by the Group.

Loans and advances to customers

	Overdrafts	Term Loans	Mortgages	Large Corporate loans	Total
	\$	\$	\$	\$	\$
31 December 2018	22,183	133,500	285,295	164,648	605,626
31 December 2017	24,623	125,549	264,708	108,319	523,199

East Caribbean Financial Holding Company Limited

Notes to the Consolidated Financial Statements

For the year ended 31 December 2018

(in thousands of Eastern Caribbean dollars)

3 Financial risk management ...continued

Credit risk...continued

Loans and advances to customers...continued

Loans and advances past due but not impaired

Loans and advances less than 90 days past due are not considered impaired, unless other information is available to indicate the contrary. The gross amount of loans and advances by class to customers that were past due but not impaired were as follows:

	Term Loans \$	Mortgages \$	Large Corporate loans \$	Total \$
At 31 December 2018				
Past due up to 30 days	21,402	33,643	14,125	69,170
Past due 30 – 60 days	2,311	3,904	1,028	7,243
Past due 60 – 90 days	6,258	7,773	5,953	19,984
	29,971	45,320	21,106	96,397

	Term loans \$	Mortgages \$	Large Corporate Loans \$	Total \$
At 31 December 2017				
Past due up to 30 days	19,557	33,100	18,897	71,554
Past due 30 – 60 days	4,778	5,641	10,577	20,996
Past due 60 – 90 days	4,422	2,803	4,463	11,688
	28,757	41,544	33,937	104,238

East Caribbean Financial Holding Company Limited

Notes to the Consolidated Financial Statements

For the year ended 31 December 2018

(in thousands of Eastern Caribbean dollars)

3 Financial risk management...*continued*

Credit risk...*continued*

Loans and advances to customers...*continued*

The breakdown of the gross amount of individually impaired loans and advances by class are as follows:

	Overdrafts \$	Term Loans \$	Mortgages \$	Large Corporate Loans \$	Total \$
31 December 2018	7,890	31,492	35,333	135,309	210,024
31 December 2017	9,655	70,933	61,151	200,490	342,229

East Caribbean Financial Holding Company Limited

Notes to the Consolidated Financial Statements

For the year ended 31 December 2018

(in thousands of Eastern Caribbean dollars)

3 Financial risk management...continued

Credit risk...continued

Debt securities, treasury bills and other eligible bills

The table below presents an analysis of debt securities and treasury bills by rating agency designation at 31 December 2018 and 2017, based on Standard & Poor's and Moody's ratings:

	Financial assets held for trading \$	Investment Securities \$	Pledged Assets \$	Treasury Bills \$	Total \$
At 31 December 2018					
A- to A+	-	190,260	-	-	190,260
Lower than A-	-	294,901	-	-	294,901
Unrated	18,623	163,519	8,189	17,409	207,740
	18,623	648,680	8,189	17,409	692,901
At 31 December 2017					
A- to A+	-	126,059	-	-	126,059
Lower than A-	-	251,516	-	-	251,516
Unrated	19,642	139,705	10,710	23,811	193,868
	19,642	517,280	10,710	23,811	571,443

The Group's balances held with other banks, non-bank financial institutions are held with reputable financial institutions, and as such, credit risk is deemed minimal.

Concentrations of risks of financial assets with credit exposure

(a) Geographical sectors

The Group operates primarily in Saint Lucia. Based on the country of domicile of its counterparties, exposure to credit risk is concentrated in these locations, except for investments which have other exposures, primarily in the United States of America.

(b) Industry sectors

The following table breaks down the Group's credit exposure at gross amounts without taking into account any collateral held or other credit support by the industry sectors of the Group's counterparties.

East Caribbean Financial Holding Company Limited

Notes to the Consolidated Financial Statements

for the year ended 31 December 2018

(in thousands of Eastern Caribbean dollars)

Financial risk management...continued

Credit risk...continued

Concentration of risks of financial assets with credit exposure

	Financial institutions \$	Manufacturing \$	Tourism \$	Government \$	Professional and other services \$	Personal \$	*Other industries \$	Total \$
At 31 December 2018								
Balances with Eastern Caribbean Central Bank	190,349	-	-	-	-	-	-	190,349
Treasury bills	-	-	-	17,409	-	-	-	17,409
Deposits with other banks	159,565	-	-	-	-	-	-	159,565
Deposits with non-bank financial institutions	33,437	-	-	-	-	-	-	33,437
Loans and receivables to customers								
Overdrafts	185	578	4,279	25	1,897	964	17,015	24,943
Term loans	149	1,775	5,193	204	14,926	141,696	21,200	185,143
Large corporate loans	1,124	1,730	52,998	68,390	51,874	10,482	95,378	281,976
Mortgages	-	-	-	-	-	357,153	-	357,153
Financial assets held for trading	-	-	-	18,623	-	-	-	18,623
Investment securities	203,014	-	-	77,497	-	-	366,852	647,363
Financial instruments - pledged assets	-	-	-	8,189	-	-	-	8,189
Other assets	-	-	-	-	-	-	53,532	53,532
	587,823	4,083	62,470	190,337	68,697	510,295	553,977	1,977,682
Loan commitments, letters of credit guarantees and other credit obligations	68	4,241	2,636	30,031	1,789	19,672	78,103	136,540

*Other industries include construction and land development.

East Caribbean Financial Holding Company Limited

Notes to the Consolidated Financial Statements

for the year ended 31 December 2018

(in thousands of Eastern Caribbean dollars)

Financial risk management...continued

Credit risk...continued

Concentration of risks of financial assets with credit exposure...continued

	Financial institutions \$	Manufacturing \$	Tourism \$	Government \$	Professional and other services \$	Personal \$	*Other industries \$	Total \$
At 31 December 2017								
Balances with Eastern Caribbean Central Bank	315,534	-	-	-	-	-	-	315,534
Treasury bills	-	-	-	23,811	-	-	-	23,811
Deposits with other banks	96,632	-	-	-	-	-	-	96,632
Deposits with non-bank financial institutions	5,412	-	-	-	-	-	-	5,412
Loans and receivables to customers								
Overdrafts	81	381	4,390	80	2,259	6,839	15,262	29,292
Term loans	187	2,029	2,718	54	18,018	161,163	24,278	208,447
Large corporate loans	2,232	3,206	61,494	41,145	56,808	9,847	105,833	280,565
Mortgages	-	-	-	-	-	355,747	-	355,747
Financial assets held for trading	-	-	-	19,642	-	-	-	19,642
Investment securities	199,187	-	-	119,634	-	-	198,459	517,280
Financial instruments - pledged assets	-	-	-	10,710	-	-	-	10,710
Other assets	-	-	-	-	-	-	52,580	52,580
	<u>619,265</u>	<u>5,616</u>	<u>68,602</u>	<u>215,076</u>	<u>77,085</u>	<u>533,596</u>	<u>396,412</u>	<u>1,915,652</u>
Loan commitments, letters of credit, guarantees and other credit obligations	<u>1,050</u>	<u>4,789</u>	<u>2,412</u>	<u>30,032</u>	<u>1,105</u>	<u>19,233</u>	<u>34,982</u>	<u>93,603</u>

*Other industries include construction and land development

East Caribbean Financial Holding Company Limited

Notes to the Consolidated Financial Statements

For the year ended 31 December 2018

(in thousands of Eastern Caribbean dollars)

3 Financial risk management...continued

Market risk

The Group takes on exposure to market risks, which is the risk that the fair value or future cash flows of a financial instrument will fluctuate because of changes in market prices. Market risks arise from open positions in interest rate and equity products, all of which are exposed to general and specific market movements and changes in the level of volatility of market rates or prices such as interest rates, credit spreads, foreign exchange rates and equity prices. The Group's exposure to market risks arises from its non-trading and trading portfolios. Senior management of the Group monitors and manages market risk through the Asset Liability Committee which advises on financial risks and assigns risk limits for the Group.

Non-trading portfolios primarily arise from the interest rate management of the Group's retail and commercial banking assets and liabilities. Non-trading portfolios also consist of equity risks arising from the Group's available-for-sale investments (Note 14).

Currency risk

The Group takes on exposure to the effects of fluctuations in the prevailing foreign currency exchange rates on its financial position and cash flows. The Board of Directors sets limits on the level of exposure by currency and in total for both overnight and intra-day positions, which are monitored daily. The Group's exposure to currency risk is minimal since most of its assets and liabilities in foreign currencies are held in United States dollars. The exchange rate of the Eastern Caribbean dollar (EC\$) to the United States dollar (US\$) has been formally pegged at EC\$2.70 = US\$1.00 since 1974. The following table summarises the Group's exposure to foreign currency exchange rate risk at 31 December.

East Caribbean Financial Holding Company Limited

Notes to the Consolidated Financial Statements

For the year ended 31 December 2018

(in thousands of Eastern Caribbean dollars)

3 Financial risk management...continued

Currency risk...continued

	ECD \$	USD \$	BDS\$ \$	Euro \$	GBP \$	CAD \$	Other \$	Total \$
At 31 December 2018								
Cash and balances with Central Bank	217,055	5,603	152	655	235	283	-	223,983
Treasury bills	17,409	-	-	-	-	-	-	17,409
Deposits with other banks	40,647	111,255	1,577	2,284	673	325	2,804	159,565
Financial assets at FVTPL	18,623	-	-	-	-	-	-	18,623
Deposits with non-bank financial institution	10,121	23,033	-	261	22	-	-	33,437
Loans and receivables:								
Loans and advances to customers	818,905	34,162	-	-	-	-	-	853,067
Investment securities:								
Amortised cost	175,930	4,212	-	-	-	-	-	180,142
FVOCI	116,680	359,636	-	-	-	-	-	476,316
FVTPL	6	11,680	-	-	-	28	-	11,714
Financial instruments - pledged assets	8,189	-	-	-	-	-	-	8,189
Other assets	53,530	-	-	-	-	-	-	53,530
Total financial assets	1,477,095	549,581	1,729	3,200	930	636	2,804	2,035,975

East Caribbean Financial Holding Company Limited

Notes to the Consolidated Financial Statements

For the year ended 31 December 2018

(in thousands of Eastern Caribbean dollars)

3 Financial risk management...continued

Currency risk...continued

	ECD \$	USD \$	BDS \$	Euro \$	GBP \$	CAD \$	Other \$	Total \$
At 31 December 2018								
Liabilities								
Deposits from banks	55,845	-	-	-	-	-	-	55,845
Due to customers	1,691,707	126,415	-	3,201	-	-	-	1,821,323
Repurchase agreements	4,711	3,242	-	-	-	-	-	7,953
Borrowings	51,231	20,288	-	-	-	-	-	71,519
Preference shares	4,150	-	-	-	-	-	-	4,150
Other liabilities	35,930	-	-	-	-	-	-	35,930
Total financial liabilities	1,843,574	149,945	-	3,201	-	-	-	1,996,720
Net assets/(liabilities)	(366,479)	399,636	1,729	(1)	930	636	2,804	39,255
Loan commitments, letters of credit, guarantees and other credit obligations	136,540	-	-	-	-	-	-	136,540

East Caribbean Financial Holding Company Limited

Notes to the Consolidated Financial Statements

For the year ended 31 December 2018

(in thousands of Eastern Caribbean dollars)

3 Financial risk management...continued

Currency risk...continued

	ECD \$	USD \$	BDS\$ \$	Euro \$	GBP \$	CAD \$	Other \$	Total \$
At 31 December 2017								
Cash and balances with Central Bank	342,755	4,090	151	472	269	213	-	347,950
Treasury bills	23,811	-	-	-	-	-	-	23,811
Deposits with other banks	57,934	20,006	1,760	14,562	754	211	1,405	96,632
Financial assets held for trading	19,642	-	-	-	-	-	-	19,642
Deposits with non-bank financial institution	-	5,388	-	-	24	-	-	5,412
Loans and receivables:								
Loans and advances to customers	837,408	37,643	-	-	-	-	-	875,051
Bonds	-	-	-	-	-	-	-	-
Investment securities:								
Held to maturity								
Available for sale	4,916	115,133	-	-	-	-	-	120,049
Available-for-sale	92,838	317,557	-	-	-	-	-	410,395
Financial instruments - pledged assets	10,710	-	-	-	-	-	-	10,710
Other assets	52,580	-	-	-	-	-	-	52,580
Total financial assets	1,442,594	499,817	1,911	15,034	1,047	424	1,405	1,962,232

East Caribbean Financial Holding Company Limited

Notes to the Consolidated Financial Statements

For the year ended 31 December 2017

(in thousands of Eastern Caribbean dollars)

3 Financial risk management...continued

Currency risk...continued

	ECD \$	USD \$	BDS\$ \$	Euro \$	GBP \$	CAD \$	Other \$	Total \$
At 31 December 2017								
Liabilities								
Deposits from banks	43,298	-	-	-	-	-	-	43,298
Due to customers	1,656,570	133,708	-	9,310	-	-	-	1,799,588
Repurchase agreements	10,485	3,218	-	-	-	-	-	13,703
Borrowings	51,231	27,950	-	-	-	-	-	79,181
Preference shares	4,150	-	-	-	-	-	-	4,150
Other liabilities	29,206	-	-	-	-	-	-	29,206
Total financial liabilities	1,794,940	164,876	-	9,310	-	-	-	1,969,126
Net assets/(liabilities)	(352,346)	334,941	1,911	5,724	1,047	424	1,405	(6,894)
Loan commitments, letters of credit, guarantees and other credit obligations	93,603	-	-	-	-	-	-	93,603

East Caribbean Financial Holding Company Limited

Notes to the Consolidated Financial Statements

For the year ended 31 December 2018

(in thousands of Eastern Caribbean dollars)

3 Financial risk management...continued

Interest rate risk

Cash flow interest rate risk is the risk that the future cash flows of a financial instrument will fluctuate because of changes in market interest rates. Fair value interest rate risk is the risk that the value of a financial instrument will fluctuate because of changes in market interest rates. The Group takes on exposure to the effects of fluctuations in the prevailing levels of market interest rates on both fair value and cash flows risks. Interest margins may increase as a result of such changes but may reduce or create losses in the event that unexpected movements arise. The Board of Directors sets limits on the level of mismatch of interest rate repricing that may be undertaken.

East Caribbean Financial Holding Company Limited

Notes to the Consolidated Financial Statements

For the year ended 31 December 2018

(in thousands of Eastern Caribbean dollars)

3 Financial risk management...continued

Interest rate risk...continued

The table below summarises the Group's exposure to interest rate risks. Included in the table are the Group's financial assets and liabilities at carrying amounts, categorized by the earlier of contractual repricing or maturity dates.

	Up to 1 month \$	1 to 3 months \$	3 to 12 months \$	1 to 5 years \$	Over 5 years \$	Non-interest bearing \$	Total \$
At 31 December 2018							
Financial assets							
Cash and balances with Central Bank	-	-	-	-	-	223,983	223,983
Treasury bills	1,750	15,659	-	-	-	-	17,409
Deposits with other banks	14,826	32,852	66,556	-	-	45,331	159,565
Financial assets held for trading	-	-	2,257	10,932	5,434	-	18,623
Deposits with non-bank financial institutions	5,438	13,610	10,121	-	-	4,268	33,437
Loans and receivables:							
– loans and advances to customers	15,092	7,321	38,435	172,083	616,284	-	849,215
Investment securities:							
– amortised cost	3,877	3,309	21,652	92,789	58,514	-	180,141
– FVOCI	5,121	16,317	94,936	262,586	97,356	-	476,316
Financial instruments - pledged assets	-	-	100	55	8,034	-	8,189
Other assets	-	-	-	-	-	56,206	56,206
Total financial assets	46,104	89,068	234,057	538,445	785,622	329,788	2,023,084

East Caribbean Financial Holding Company Limited

Notes to the Consolidated Financial Statements

For the year ended 31 December 2018

(in thousands of Eastern Caribbean dollars)

3 Financial risk management...continued

Interest rate risk...continued

	Up to 1 month \$	1 to 3 months \$	3 to 12 months \$	1 to 5 years \$	Over 5 years \$	Non-interest bearing \$	Total \$
At 31 December 2018							
Financial liabilities							
Deposits from banks	-	3,169	28,520	-	-	24,156	55,845
Due to customers	946,773	77,311	269,114	23,567	32,642	471,916	1,821,323
Repurchase agreements	-	-	7,953	-	-	-	7,953
Borrowings	2,128	1,231	5,695	26,796	35,669	-	71,519
Preference shares	-	-	-	-	4,150	-	4,150
Other liabilities	-	-	-	-	-	35,930	35,930
Total financial liabilities	948,901	81,711	311,282	50,363	72,461	532,002	1,996,720
Total interest repricing gap	(902,797)	7,357	(77,225)	488,082	713,161	(202,214)	26,364

East Caribbean Financial Holding Company Limited

Notes to the Consolidated Financial Statements

For the year ended 31 December 2018

(in thousands of Eastern Caribbean dollars)

3 Financial risk management...continued

Interest rate risk...continued

	Up to 1 month \$	1 to 3 months \$	3 to 12 months \$	1 to 5 years \$	Over 5 years \$	Non-interest bearing \$	Total \$
At 31 December 2017							
Financial assets							
Cash and balances with Eastern Caribbean Central Bank	-	-	-	-	-	347,950	347,950
Treasury bills	11,677	10,403	1,731	-	-	-	23,811
Deposits with other banks	1,230	-	11,805	-	-	83,597	96,632
Financial assets held for trading	-	-	1,204	10,963	7,475	-	19,642
Deposits with non-bank financial institutions	-	-	-	-	-	5,412	5,412
Loans and receivables:							
– loans and advances to customers	36,768	11,931	14,428	169,447	641,477	-	874,051
Investment securities:							
– held-to-maturity	2,235	1,763	7,326	50,402	58,323	-	120,049
– available-for-sale	10,416	12,064	73,389	183,409	117,953	-	397,231
Financial instruments - pledged assets	-	-	659	1,985	8,066	-	10,710
Other assets	-	-	-	-	-	52,580	52,580
Total financial assets	62,326	36,161	110,542	416,206	833,294	489,539	1,948,068

East Caribbean Financial Holding Company Limited

Notes to the Consolidated Financial Statements

For the year ended 31 December 2018

(in thousands of Eastern Caribbean dollars)

3 Financial risk management...continued

Interest rate risk...continued

	Up to 1 month \$	1 to 3 months \$	3 to 12 months \$	1 to 5 years \$	Over 5 years \$	Non-interest bearing \$	Total \$
At 31 December 2017							
Financial liabilities							
Deposits from banks	9,162	3,123	31,013	-	-	-	43,298
Due to customers	886,086	95,401	301,582	26,300	22,329	467,890	1,799,588
Repurchase agreements	-	-	13,703	-	-	-	13,703
Borrowings	2,197	1,231	5,695	22,383	47,675	-	79,181
Preference shares	-	-	-	-	4,150	-	4,150
Other liabilities	-	-	-	-	-	29,206	29,206
Total financial liabilities	897,445	99,755	351,993	48,683	74,154	497,096	1,969,126
Total interest repricing gap	(835,119)	(63,594)	(241,451)	367,523	759,140	(7,557)	(21,058)

East Caribbean Financial Holding Company Limited

Notes to the Consolidated Financial Statements

For the year ended 31 December 2018

(in thousands of Eastern Caribbean dollars)

3 Financial risk management...continued

Interest rate risk...continued

Cash flow interest rate risk arises from loans and advances to customers at variable rates. At 31 December 2018, if variable interest rates had been 0.5% higher/lower with all other variables held constant, post-tax profit for the year would have been \$633 (2017 – \$841) higher/lower, mainly as a result of higher/lower interest income on variable rate loans.

Liquidity risk

Liquidity risk is the risk that the Group is unable to meet its obligations when they fall due as a result of customer deposits being withdrawn, payment of cash requirements from contractual commitments, or other cash outflows.

The Group is exposed to daily cash calls on its available cash resources from overnight deposits, current accounts, maturing deposits, loan draw-downs, and guarantees. The Group does not maintain cash resources to meet all of these needs, as experience shows that a minimum level of reinvestment of maturing funds can be predicted with a high level of certainty. The Board of Directors sets limits on the minimum proportion of maturing funds available to meet such calls and on the minimum level of interbank and other borrowing facilities that should be in place to cover withdrawals at unexpected levels of demand.

Liquidity risk management process

The matching and controlled mismatching of the contractual maturities and interest rates of assets and liabilities is fundamental to the management of the Group. It is unusual for banks to be completely matched as transacted business is often of uncertain term and of different types. An unmatched position potentially enhances profitability, but also increases the risk of losses.

The contractual maturities of assets and liabilities and the ability to replace, at an acceptable cost, interest-bearing liabilities as they mature, are important factors in assessing the liquidity of the Group and its exposure to changes in interest rates and exchange rates.

Liquidity requirements to support calls under guarantees and standby letters of credit are considerably less than the amount of the commitment because the Group does not generally expect the third party to draw funds under the agreement. The total outstanding contractual amount of commitments to extend credit does not necessarily represent future cash requirements, since many of these commitments will expire or terminate without being funded.

Funding approach

Sources of liquidity are regularly reviewed to maintain a wide diversification by currency, geography, provider, product and term.

East Caribbean Financial Holding Company Limited

Notes to the Consolidated Financial Statements

For the year ended 31 December 2018

(in thousands of Eastern Caribbean dollars)

3 Financial risk management...continued

Liquidity risk...continued

Non-derivative cash flows

The table below presents the cash flows payable by the Group under non-derivative financial liabilities and assets held for managing liquidity risk by remaining contractual maturities at the statement of financial position date. The amounts disclosed in the table are the contractual undiscounted cash flows, whereas the Group manages the liquidity risk based on expected discounted cash inflows.

	Up to 1 month \$	1 to 3 months \$	3 to 12 months \$	1 to 5 years \$	Over 5 years \$	Total \$
Financial liabilities						
At 31 December 2018						
Deposits from banks	24,156	3,181	28,742	-	-	56,079
Due to customers	1,419,065	77,584	271,885	23,567	32,642	1,824,743
Repurchase agreements	-	-	8,012	-	-	8,012
Borrowings	2,128	1,827	8,059	50,735	28,405	91,154
Preference shares	-	-	-	-	4,150	4,150
Other liabilities	10,997	19,795	5,126	-	-	35,918
Total financial liabilities	1,456,346	102,387	321,824	74,302	65,197	2,020,056

	Up to 1 month \$	1 to 3 months \$	3 to 12 months \$	1 to 5 years \$	Over 5 years \$	Total \$
Financial liabilities						
At 31 December 2017						
Deposits from banks	9,162	3,135	31,260	-	-	43,557
Due to customers	1,362,074	95,766	304,437	26,329	22,328	1,810,934
Repurchase agreements	-	-	13,810	-	-	13,810
Borrowings	1,946	1,827	8,246	49,610	43,397	105,026
Preference shares	-	-	-	-	4,150	4,150
Other liabilities	9,077	16,744	3,837	-	-	29,658
Total financial liabilities	1,382,259	117,472	361,590	75,939	69,875	2,007,135

East Caribbean Financial Holding Company Limited

Notes to the Consolidated Financial Statements

For the year ended 31 December 2018

(in thousands of Eastern Caribbean dollars)

3 Financial risk management...continued

Liquidity risk...continued

Assets held for managing liquidity risk

The Group holds a diversified portfolio of cash and investment securities to support payment obligations.

The Group's assets held for managing liquidity risk comprise cash and balances with central bank, certificates of deposit, government bonds that are readily acceptable in repurchase agreements, treasury and other eligible bills, loans and advances to financial institutions, loans and advances to customers and other items in the course of collection.

The Group would also be able to meet unexpected net cash outflows by selling investment securities and accessing additional funding sources.

Off-balance sheet items

(a) *Loan commitments*

The dates of the contractual amounts of the Group's off-balance sheet financial instruments that commit it to extend credit to customers and other facilities (Note 44) are summarised in the table below.

(b) *Financial guarantees and other financial facilities*

Financial guarantees (Note 44) are also included below based on the earliest contractual maturity date.

	<1 Year	Total
	\$	\$
As at 31 December 2018		
Loan commitments	115,442	115,442
Financial guarantees, letters of credit and other credit obligations	21,098	21,098
Total	136,540	136,540
As at 31 December 2017		
Loan commitments	69,838	69,838
Financial guarantees, letters of credit and other credit obligations	23,765	23,765
Total	93,603	93,603

East Caribbean Financial Holding Company Limited

Notes to the Consolidated Financial Statements

For the year ended 31 December 2018

(in thousands of Eastern Caribbean dollars)

3 Financial risk management...continued

Fair values of financial assets and financial liabilities

'Fair value' is the price that would be received to sell an asset or paid to transfer a liability in an orderly transaction between market participants at the measurement date in the principal or, in its absence, the most advantageous market to which the Bank has access at that date. The fair value of a liability reflects its non-performance risk. The following methods and assumptions were used to estimate the fair value of financial instruments.

The fair values of cash resources, other assets and liabilities, cheques and other items in transit and due to other banks are assumed to approximate their carrying values due to their short term nature. The fair value of off-balance sheet commitments are also assumed to approximate the amounts disclosed in Note 44 due to their short term nature.

Due to customers

The estimated fair value of deposits with no stated maturity, which includes non-interest bearing deposits, is the amount repayable on demand. Deposits payable on a fixed date at rates which reflect market conditions and are assumed to have fair values which approximate carrying value.

Investment securities

Investment securities include interest bearing debt and equity securities held to maturity and available-for-sale. Assets classified for sale are measured at fair value based on market prices or broker/dealer price quotations. Where this information is not available, fair value is estimated using quoted market prices for securities with similar credit maturity and yield characteristics.

Pledged assets

The estimated fair value of pledged assets are derived from market prices or broker/dealer quotations. Where this information is not available, fair value is estimated using quoted market prices for securities with similar credit maturity and yield characteristics.

Loans and advances

Loans and advances are net of provisions for impairment. The estimated fair values of loans and advances represent the discounted amount of estimated future cash flows expected to be received. Expected cash flows are discounted at current market rates to determine fair value.

The table below summarises the carrying amounts and fair values of those financial assets and liabilities not presented on the Group's statement of financial position at their fair value.

	Carrying value		Fair value	
	2018	2017	2018	2017
	\$	\$	\$	\$
Financial assets				
Loans and receivables				
– Large corporate loans	281,976	280,565	421,514	406,844
– Term loans	185,143	208,447	187,810	214,664
– Mortgages	357,153	355,748	363,859	366,179
– Overdrafts	24,943	29,291	24,943	29,291
Amortised cost	180,142	120,049	183,564	113,548
Financial liabilities				
Borrowings	71,519	79,181	63,539	73,748

East Caribbean Financial Holding Company Limited

Notes to the Consolidated Financial Statements

For the year ended 31 December 2018

(in thousands of Eastern Caribbean dollars)

3 Financial risk management...continued

Fair values of financial assets and financial liabilities...continued

Management assessed that cash and short term deposits, treasury bills, trade receivables, trade payables, repurchase agreements and other current liabilities approximate their carrying amounts largely due to the short term maturities of these instruments. The Group's interest-bearing borrowings and loans are determined by using Discounted Cash Flow method using the discount rate that reflects the average rates at the end of the period.

Fair value hierarchy

IFRS 7 specifies a hierarchy of valuation techniques based on whether the inputs to those valuation techniques are observable or unobservable. Observable inputs reflect market data obtained from independent sources; unobservable inputs reflect the Group's market assumptions. These two types of inputs have created the following fair value hierarchy:

- Level 1 – Quoted prices (unadjusted) in active markets for identical assets or liabilities. This level includes listed equity securities and debt instruments on exchanges such as Luxembourg, New York and Trinidad and Tobago.
- Level 2 – Inputs other than quoted prices included within Level 1 that are observable for the asset or liability, either directly (that is, as prices) or indirectly (that is, derived from prices).
- Level 3 – inputs for the asset or liability that are not based on observable market data (unobservable inputs). This level includes equity investments and debt instruments with significant unobservable components.

This hierarchy requires the use of observable market data when available. The Group considers relevant and observable market prices in its valuations where possible.

East Caribbean Financial Holding Company Limited

Notes to the Consolidated Financial Statements

For the year ended 31 December 2018

(in thousands of Eastern Caribbean dollars)

3 Financial risk management...continued

Fair values of financial assets and financial liabilities...continued

Fair value hierarchy...continued

	Level 1 \$	Level 2 \$	Level 3 \$	Total \$
31 December 2018				
Assets measured at fair value:				
Investment properties	-	31,955	-	31,955
Land and buildings	-	-	38,916	38,916
Financial assets held for trading				
- debt securities	-	18,623	-	18,623
Financial assets at FVTPL				
- equity securities	10,241	1,473	-	11,714
Financial assets at FVOCI (2017: AFS)				
- debt securities	137	441,888	26,513	468,538
- equity securities	-	7,777	-	7,777
Financial instruments – pledged assets	-	8,189	-	8,189
Total financial assets	10,378	509,905	65,429	585,712
31 December 2017				
Assets measured at fair value:				
Investment properties	-	37,445	-	37,445
Land and buildings	-	-	39,495	39,495
Financial assets held for trading				
- debt securities	-	19,642	-	19,642
- equity securities	-	-	-	-
Financial assets - available-for-sale				
- debt securities	-	368,379	28,852	397,231
- equity securities	3,042	9,124	-	12,166
Financial instruments – pledged assets	-	10,710	-	10,710
Total financial assets	3,042	445,300	68,347	516,689

East Caribbean Financial Holding Company Limited

Notes to the Consolidated Financial Statements

For the year ended 31 December 2018

(in thousands of Eastern Caribbean dollars)

3 Financial risk management...continued

Fair values of financial assets and financial liabilities...continued

Fair value hierarchy...continued

Assets for which fair values are disclosed

	Level 2 \$	Level 3 \$	Total \$
31 December 2018			
Loans and advances to customers	-	998,126	998,126
Amortised cost investments	174,508	9,055	183,563
Total financial assets	174,508	1,007,181	1,181,689

31 December 2017

Loans and advances to customers	-	1,016,978	1,016,978
Bonds	-	-	-
Held to maturity investments	113,548	-	113,548
Total financial assets	113,548	1,016,978	1,130,526

Liabilities for which fair values are disclosed

	Level 3 \$	Total \$
31 December 2018		
Borrowings	63,539	63,539

31 December 2017

Borrowings	73,748	73,748
------------	--------	--------

East Caribbean Financial Holding Company Limited

Notes to the Consolidated Financial Statements

For the year ended 31 December 2018

(in thousands of Eastern Caribbean dollars)

3 Financial risk management...continued

Fair values of financial assets and financial liabilities...continued

Fair value hierarchy...continued

The fair value of financial instruments traded in active markets is based on quoted market prices at the statement of financial position date. A market is regarded as active if quoted prices are readily and regularly available from an exchange, dealer, broker, industry group, pricing service, or regulatory agency, and those prices represent actual and regularly occurring market transactions on an arm's length basis. The quoted market price used for financial assets held by the group is the current bid price. These instruments are included in Level 1. Instruments included in Level 1 comprise primarily DAX, FTSE 100 and Dow Jones debt securities classified as trading securities or available-for-sale.

The fair value of financial instruments that are not traded in an active market (for example, over-the-counter fixed income securities) is determined by using valuation techniques. These valuation techniques maximise the use of observable market data where it is available and rely as little as possible on entity specific estimates. If all significant inputs required to fair value an instrument are observable, the instrument is included in Level 2.

If one or more of the significant inputs is not based on observable market data, the instrument is included in Level 3.

Specific valuation techniques used to value financial instruments include:

- Quoted market prices or dealer quotes for similar instruments.
- Other techniques, such as discounted cash flow analysis, are used to determine fair value for the remaining financial instruments.

There were no transfers between levels in the fair value hierarchy during the year.

East Caribbean Financial Holding Company Limited

Notes to the Consolidated Financial Statements

For the year ended 31 December 2018

(in thousands of Eastern Caribbean dollars)

3 Financial risk management...continued

Fair values of financial assets and financial liabilities...continued

Fair value hierarchy...continued

There were no gains or losses for the period included in profit or loss or comprehensive income for assets held at 31 December 2018.

	Debt Securities 2018 \$	Equity Securities 2018 \$	FVOCI (2017: Available- for-Sale)	
			Total 2018 \$	Debt Securities 2017 \$
31 December 2018				
At beginning of year	32,508	1,046	33,554	9,014
Disposals	(5,995)	(1,046)	(7,041)	23,494
At end of year	26,513	-	26,513	32,508

East Caribbean Financial Holding Company Limited

Notes to the Consolidated Financial Statements

For the year ended 31 December 2018

(in thousands of Eastern Caribbean dollars)

3 Financial risk management...continued

Capital management

The Group's objectives when managing capital, which is a broader concept than the 'equity' on the face of statement of financial position, are:

- To comply with the capital requirements set by the regulators of the banking markets where the entities within the Group operate;
- To safeguard the Group's ability to continue as a going concern so that it can continue to provide returns for shareholders and benefits for other stakeholders; and
- To maintain a strong capital base to support the development of its business.

Capital adequacy and the use of regulatory capital are monitored daily by the Group's management, employing techniques based on the guidelines developed by the East Caribbean Central Bank (the "Authority") for supervisory purposes. The required information is filed with the Authority on a quarterly basis.

The Authority requires each bank or banking group to hold the minimum level of the regulatory capital to the risk-weighted asset (the 'Basel capital adequacy ratio') at or above the internationally agreed minimum of 8%.

The Group's regulatory capital as managed by its Treasury is divided into two tiers:

- Tier 1 capital: share capital (net of any book values of the treasury shares), minority interests arising on consolidation from interests in permanent equity, retained earnings and reserves created by appropriations of retained earnings. The book value of goodwill is deducted in arriving at Tier 1 capital; and
- Tier 2 capital: qualifying subordinated loan capital, collective impairment allowances, unrealised gains arising on the fair valuation of equity instruments held as available-for-sale and fixed asset revaluation reserves (limited to 20% on Tier 1 capital).

Investments in associates are deducted from Tier 1 and Tier 2 capital to arrive at the regulatory capital.

The risk-weighted assets are measured by means of a hierarchy of five risk weights classified according to the nature of and reflecting an estimate of credit, market and other risks associated with each asset and counterparty, taking into account any eligible collateral or guarantees. A similar treatment is adopted for off-balance sheet exposure, with some adjustments to reflect the more contingent nature of the potential losses.

East Caribbean Financial Holding Company Limited

Notes to the Consolidated Financial Statements

For the year ended 31 December 2018

(in thousands of Eastern Caribbean dollars)

3 Financial risk management...continued

Capital management...continued

The table below summarises the composition of regulatory capital and the ratios of the Group for the years ended 31 December. During those two years, the banking subsidiaries of the Group complied with all of the externally imposed capital requirements to which they are subject.

	2018	2017
	\$	\$
Tier 1 capital		
Share capital	170,081	170,081
Reserves	206,377	184,420
Accumulated deficit	<u>(202,550)</u>	<u>(230,918)</u>
Total qualifying Tier 1 capital	<u>173,908</u>	<u>123,583</u>
Tier 2 capital		
Revaluation reserve	13,855	13,855
Redeemable preference shares	4,150	4,150
Unrealised gain on FVOCI (2017: AFS) investments	1,040	7,017
Subordinated debt	50,000	50,000
Collective impairment allowance	<u>5,140</u>	<u>18,052</u>
Total qualifying Tier 2 capital	<u>74,185</u>	<u>93,074</u>
Total regulatory capital	<u>248,093</u>	<u>216,657</u>
Risk-weighted assets:		
On-balance sheet	1,322,528	1,315,238
Off-balance sheet	<u>28,388</u>	<u>18,720</u>
Total risk-weighted assets	<u>1,350,916</u>	<u>1,333,958</u>
Basel capital adequacy ratio	<u>18.36%</u>	<u>16.24%</u>

Fiduciary activities

The Group provides investment management and advisory services to third parties, which involve the Group making allocation and purchase and sale decisions in relation to a wide range of financial instruments. Those assets that are held in a fiduciary capacity are not included in these consolidated financial statements. Some of these arrangements involve the Group accepting targets for benchmark levels of returns for the assets under the Group's care. At the statement of financial position date, the Group had financial assets under administration amounting to \$102,753 (2017 – \$94,690).

East Caribbean Financial Holding Company Limited

Notes to the Consolidated Financial Statements

For the year ended 31 December 2018

(in thousands of Eastern Caribbean dollars)

4 Critical accounting estimates, and judgements in applying accounting policies

The Group makes estimates and assumptions that affect the reported amounts of assets and liabilities within the next financial year. Estimates and judgements are continually evaluated and are based on historical experience and other factors, including expectations of future events that are believed to be reasonable under the circumstances.

Going concern

The Group's management is satisfied that it has the resources to continue in business for the foreseeable future. The Group's management is not aware of any material uncertainties that may cast significant doubt upon its ability to continue as a going concern.

Measurement of the expected credit loss allowance

The measurement of the expected credit loss allowance for financial assets measured at amortised cost and FVOCI is an area that requires the use of complex models and significant assumptions about future economic conditions and credit behaviour (e.g. the likelihood of customers defaulting and the resulting losses). Explanation of the inputs, assumptions and estimation techniques used in measuring ECL is detailed in note 2.

A number of significant judgements are also required in applying the accounting requirements for measuring ECL, such as:

- The Group's criteria for determining if there has been a significant increase in credit risk and so impairment allowances for financial assets should be measured on a LTECL basis
- Choosing appropriate models and assumptions for the measurement of ECL
- Determination of associations between macroeconomic scenarios and, economic inputs, such as unemployment levels and collateral values, and the effect on PDs, EADs and LGDs
- Establishing the number and relative weightings of forward-looking macroeconomic scenarios for each type of product or market and the associated ECL; and
- Establishing groups of similar financial assets for the purposes of measuring ECL.

Impairment of assets carried at fair value

The Group determines that available-for-sale and held for trading equity investments are impaired when there has been a significant or prolonged decline in the fair value below its cost. This determination of what is significant or prolonged requires judgement. In making this judgement, the Group evaluates among other factors, the normal volatility in share price. In addition, impairment may be appropriate when there is evidence of deterioration in the financial health of the investee, industry and sector performance, changes in technology and operational and financing cash flows.

The Group individually assesses available-for-sale debt securities for objective evidence of impairment. If an impaired instrument has been renegotiated, interest continues to be accrued on the reduced carrying amount of the asset and is recorded as part of "interest income". If the fair value of the instrument increases in a subsequent year, the impairment loss is reversed through profit or loss.

East Caribbean Financial Holding Company Limited

Notes to the Consolidated Financial Statements

For the year ended 31 December 2018

(in thousands of Eastern Caribbean dollars)

4 Critical accounting estimates, and judgements in applying accounting policies...*continued*

Impairment of non-financial assets

Impairment exists when the carrying value of an asset or cash generating unit exceeds its recoverable amount, which is the higher of its fair value less costs of disposal and its value in use. The fair value less cost of disposal is based on available data from binding sales transactions, conducted at arm's length for similar assets or observable market prices less incremental cost of disposing of the asset. The value in use calculation is based on a DCF model. The recoverable amount is sensitive to the discount rate used for DCF model as well as the future cash inflows.

Fair value of financial instruments

For financial instruments, where recorded current market transactions or observable market data are not available at fair value using valuation techniques, fair value is determined using a valuation model that has been tested against prices or inputs to actual market transactions and using the group's best estimates of the most appropriate model assumptions.

Deferred taxes

In calculating the provision for deferred taxation, management uses judgment to determine the possibility that future taxable profits will be available to facilitate utilization of temporary tax differences which may arise.

Revaluation of land and buildings and investment property

The Group measures its land and buildings and investment property at revalued amounts with changes in fair value being recognized in other comprehensive income and in profit or loss respectively. The Group engages independent valuation specialists to determine fair value of its land and buildings. The valuer uses judgment in the application of valuation techniques such as replacement cost, capitalization of potential rentals and the market price of comparable properties, as applicable in each case.

Retirement benefits

The present value of the retirement benefit obligations depends on a number of factors that are determined on an actuarial basis using a number of assumptions. Any changes in these assumptions will impact the carrying amount of pension obligations. The most sensitive assumptions used in determining the net cost (income) for pensions include the discount rate and future salary increases. The Group determines the appropriate discount rate at the end of each year. This is the interest rate that should be used to determine the present value of estimated future cash outflows expected to be required to settle the pension obligations. In determining the appropriate discount rate, the Group considers the interest rates of Government that are denominated in the currency in which the benefits will be paid and that have terms to maturity approximating the terms of the related pension liability. A sensitivity analysis for each significant actuarial assumption as of the end of the reporting period is shown below:

East Caribbean Financial Holding Company Limited

Notes to the Consolidated Financial Statements

For the year ended 31 December 2018

(in thousands of Eastern Caribbean dollars)

4 Critical accounting estimates, and judgements in applying accounting policies ...continued

2018: Assumption	Sensitivity Level	Impact on defined benefit obligation	
		Increase	Decrease
		\$	\$
Discount rate	1%	9,922	7,166
Future salary increases	1%	4,563	3,876
Increase in average life expectancy	1 year	458	-

2017: Assumption	Sensitivity Level	Impact on defined benefit obligation	
		Increase	Decrease
		\$	\$
Discount rate	1%	8,738	5,923
Future salary increases	1%	4,137	3,376
Increase in average life expectancy	1 year	297	-

Corporate income taxes

Significant estimates are required in determining the provision for income taxes. The Group recognises liabilities for anticipated tax audit issues based on estimates of whether additional taxes will be due. Where the final tax outcome of these matters is different from the amounts that were initially recorded, such differences will impact the income tax and deferred tax provisions. The deferred tax assets recognised at 31 December 2018 have been based on future profitability assumptions over a five year horizon. In the event of changes to these profitability assumptions, the tax assets recognised may be adjusted.

5 Segment analysis

In the financial years 2018 and 2017, segment reporting by the Group was prepared in accordance with IFRS 8, 'Operating segments'.

Following the management approach of IFRS 8, operating segments are reported in accordance with the internal reporting provided to the Company's Board of Directors (the chief operating decision-maker), which is responsible for allocating resources to the reportable segments and assessing their performance.

The Group previously had five operating segments which met the definition of reportable segment under IFRS 8. Two of these segments were disposed of in 2017 as indicated below:

East Caribbean Financial Holding Company Limited

Notes to the Consolidated Financial Statements

For the year ended 31 December 2018

(in thousands of Eastern Caribbean dollars)

5 Segment analysis...continued

- Bank of St. Lucia Limited (BOSL) – operating in St. Lucia and provides domestic banking services.
- Bank of St. Lucia Limited- Investment Banking Services (BOSL GINV)-incorporating Capital market activities and Merchant Banking.
- Bank of St. Vincent and the Grenadines Limited (BOSVG) – operating in St. Vincent and the Grenadines and provides domestic banking services. On June 30th 2017, the Group disposed of its majority holding in Bank of St. Vincent and the Grenadines and retained a 20% as an investment in associate.
- Bank of St. Lucia International Limited - incorporating International banking including International corporate and International personal banking, and a wide range of other services to International clients. On March 10th 2017 the Group disposed of its 100% holding in Bank of St. Lucia International Limited.
- Other comprises of the holding company of the Group.

The Group's segment operations are all financial with a majority of revenues being derived from interest. The Company's Board of Directors relies primarily on net interest income to assess the performance of the segment, therefore the total interest income and expense for all reportable segments is presented on a net basis.

The revenue from external parties reported to the Company's Board of Directors is measured in a manner consistent with that in profit or loss.

Revenue from external customers is recorded as such and can be directly traced to each business segment.

The Group's management reporting is based on a measure of operating profit comprising net interest income, loan impairment charges, net fee and commission income, other income and non-interest expenses. This measurement basis excludes the effects of non-recurring expenditure from the operating segments such as restructuring costs, legal expenses and goodwill impairments when the impairment is the result of an isolated, non-recurring event. As the Company's Board of Directors reviews operating profit, the results of discontinued operations are not included in the measure of operating profit.

The information provided about each segment is based on the internal reports about segment profit or loss, assets and other information, which are regularly reviewed by the Company's Board of Directors.

Segment assets and liabilities comprise operating assets and liabilities, being the majority of the consolidated statement of financial position. Transactions between business segments are on an arms length basis and are eliminated on consolidation and reflected in the consolidations entries.

There were no revenues derived from transactions with a single external customer that amount to 10% or more of the Group's revenue.

East Caribbean Financial Holding Company Limited

Notes to the Consolidated Financial Statements

For the year ended 31 December 2018

(in thousands of Eastern Caribbean dollars)

5 Segment analysis...continued

	BOSL	BOSVG	BOSLIL	BOSL	Other	Adjustment	Total
	(Discontinued)	(Discontinued)	(Discontinued)	GINV			
	\$	\$	\$	\$	\$	\$	\$
At 31 December 2018							
Net interest income	55,746	-	-	348	144	-	56,238
Net fee and commission income	27,977	-	-	4,705	-	-	32,682
Other income	24,562	-	-	204	506	-	25,272
Impairment charge loans	(8,920)	-	-	-	-	-	(8,920)
Depreciation and amortization	(4,484)	-	-	(16)	-	-	(4,500)
Operating expenses	(59,035)	-	-	(768)	(7)	-	(59,810)
Profit before taxation	35,846	-	-	4,473	643	-	40,962
Dividends on preference shares	(291)	-	-	-	-	-	(291)
Income tax	(355)	-	-	-	-	-	(355)
Profit for the year	35,200	-	-	4,473	643	-	40,316
Total assets	2,189,948	-	-	29,077	284,591	-	2,503,616
Total liabilities	1,989,971	-	-	10,337	82,015	-	2,082,323
At 31 December 2017							
Net interest income	47,848	8,159	1,648	254	256	(9,807)	48,358
Net fee and commission income	26,209	1,210	659	5,164	-	(1,869)	31,373
Other income	25,698	1,377	76	34	1,300	(1,453)	27,032
Impairment charge loans, investments	(16,014)	(4,737)	-	-	(417)	4,737	(16,431)
Depreciation and amortization	(4,492)	(711)	(192)	(16)	-	903	(4,508)
Operating expenses	(57,268)	(6,538)	(1,399)	(743)	(972)	7,937	(58,983)
Profit before taxation	21,981	(1,240)	792	4,693	167	448	26,841
Dividends on preference shares	(291)	-	-	-	-	-	(291)
Income tax	2,020	-	-	-	786	-	2,806
Profit for the year	23,710	(1,240)	792	4,693	953	448	29,356
Total assets	2,130,395	1,032,529	810,003	18,886	297,908	(1,842,532)	2,447,189
Total liabilities	1,971,312	931,593	757,253	3,779	82,423	(1,688,846)	2,057,514

East Caribbean Financial Holding Company Limited

Notes to the Consolidated Financial Statements

For the year ended 31 December 2018

(in thousands of Eastern Caribbean dollars)

5 Segment analysis...continued

Reconciliation of segment results of operations to consolidated results of operations:

	Total Management Reporting \$	Consolidation entries \$	Total \$
At 31 December 2018			
Net interest income	56,238	-	56,238
Net fee and commission income	32,682	(7)	32,675
Other income	25,272	(774)	24,498
Impairment charge loans, investments and property	(8,920)	-	(8,920)
Depreciation and amortisation	(4,500)	-	(4,500)
Operating expenses	(59,810)	7	(59,803)
Profit before tax	40,962	(774)	40,188
Dividends on preference shares	(291)	-	(291)
Share profit of associates	5,424	-	5,424
Income tax expense	(355)	-	(355)
Net profit for the year	45,740	(774)	44,966
Assets	2,503,616	(316,394)	2,187,222
Liabilities	2,082,323	(85,022)	1,997,301
At 31 December 2017			
Net interest income	48,358	-	48,358
Net fee and commission income	31,373	(24)	31,349
Other income	27,032	(1,539)	25,493
Impairment charge loans, investments and property	(16,431)	-	(16,431)
Depreciation and amortisation	(4,508)	-	(4,508)
Operating expenses	(58,983)	967	(58,016)
Profit before tax	26,841	(596)	26,245
Dividends on preference shares	(291)	-	(291)
Share profit of associates	3,074	-	3,074
Income tax expense	2,806	-	2,806
Net profit for the year	32,430	(596)	31,834
Assets	2,447,189	(329,199)	2,117,990
Liabilities	2,057,514	(88,097)	1,969,417

East Caribbean Financial Holding Company Limited

Notes to the Consolidated Financial Statements

For the year ended 31 December 2018

(in thousands of Eastern Caribbean dollars)

6 Cash and balances with Central Bank

	Notes	2018 \$	2017 \$
Cash in hand		33,634	32,416
Balances with Central Bank other than mandatory deposits		<u>70,647</u>	<u>194,505</u>
Included in cash and cash equivalents	43	104,281	226,921
Mandatory deposits with Central Bank		<u>119,702</u>	<u>121,029</u>
		<u>223,983</u>	<u>347,950</u>

Pursuant to the Banking Act 2015, Banking institutions are required to maintain in cash and deposits with the Central Bank reserve balances in relation to the deposit liabilities of the institution.

Mandatory reserve deposits are not available for use in the Banking institutions' day-to-day operations. The balances with the Central Bank are non-interest bearing.

7 Treasury bills

	Notes	2018 \$	2017 \$
Cash and cash equivalents	43	17,409	22,080
More than 90 days to maturity		<u>-</u>	<u>1,731</u>
		<u>17,409</u>	<u>23,811</u>

Treasury bills are debt securities issued by the Government of Saint Lucia. The weighted average effective interest rate at 31 December 2018 was 4.5% (2017 – 4.5%).

8 Deposits with other banks

	Notes	2018 \$	2017 \$
Items in the course of collection with other banks		9,040	8,152
Placements with other banks		36,291	75,965
Interest bearing deposits - cash and cash equivalents		<u>59,625</u>	<u>12,515</u>
Included in cash and cash equivalents	43	104,956	96,632
Interest bearing deposits more than 90 days to maturity		<u>54,609</u>	<u>-</u>
		<u>159,565</u>	<u>96,632</u>

The weighted average effective interest rate of interest-bearing deposits at 31 December 2018 is 1.78% (2017 – 1.25%).

East Caribbean Financial Holding Company Limited

Notes to the Consolidated Financial Statements

For the year ended 31 December 2018

(in thousands of Eastern Caribbean dollars)

9 Financial assets held for trading

	2018 \$	2017 \$
Debt securities – listed	<u>18,623</u>	<u>19,642</u>

Trading financial assets were acquired for selling in the near term and would otherwise have been classified as held-to-maturity investments. The weighted average interest rate earned on held-for-trading investment debt securities was 7.05% (2017 – 6.98%).

10 Deposits with non-bank financial institutions

	Notes	2018 \$	2017 \$
Deposits - cash and cash equivalents	43	23,317	5,412
Deposits - more than 90 days to maturity		<u>10,120</u>	-
		<u>33,437</u>	<u>5,412</u>

Interest rates on deposits depends on the value of deposits held. The weighted average interest rate in respect of interest bearing deposits at 31 December 2018 was 1.66% (2017 – nil).

11 Loans and advances to customers

	Notes	2018 \$	2017 \$
Large corporate loans		321,064	342,746
Term loans		194,964	225,239
Mortgage loans		365,947	367,404
Overdrafts		<u>30,073</u>	<u>34,277</u>
Gross		912,048	969,666
Less allowance for impairment losses on loans and advances	12	<u>(62,833)</u>	<u>(95,615)</u>
Net		<u>849,215</u>	<u>874,051</u>

The weighted average effective interest rate on productive loans stated at amortised cost at 31 December 2018 was 7.15% (2017 – 7.6%) and productive overdrafts stated at amortised cost was 14.04% (2017 – 14.66%).

East Caribbean Financial Holding Company Limited

Notes to the Consolidated Financial Statements

For the year ended 31 December 2018

(in thousands of Eastern Caribbean dollars)

12 Allowance for impairment losses on loans and advances to customers

The movement for impairment on financial assets was as follows:

	12 months ECL \$	Lifetime ECL Stage 2 \$	Lifetime ECL credit impaired Stage 3 \$	Collective provision \$	Total provisions \$
Large corporate loans					
At beginning of the year as previously stated	-	-	49,845	12,337	62,182
Effects of adoption of IFRS 9	2,427	1,532	49,845	-	53,804
Changes due to financial assets recognized in the opening balance that have:					
Transferred to 12-months ECL stage 1	91	(91)	-	-	-
Transferred to Lifetime ECL not credit impaired - stage 2	(6)	6	-	-	-
Transferred to Lifetime ECL credit impaired stage 3	(650)	(1,117)	1,767	-	-
New financial assets originated or purchased	462	-	2,653	-	3,115
Financial assets that have been derecognised	(2,495)	(324)	(489)	-	(3,308)
Bad debts written off	-	-	(22,111)	-	(22,111)
Provision for the period	2,234	55	5,299	-	7,588
Balance at 31 December 2018	2,063	61	36,964	-	39,088

East Caribbean Financial Holding Company Limited

Notes to the Consolidated Financial Statements

For the year ended 31 December 2018

(in thousands of Eastern Caribbean dollars)

12 Allowance for impairment losses on loans and advances to customers...continued

	12 months ECL \$	Lifetime ECL Stage 2 \$	Lifetime ECL credit impaired Stage 3 \$	Collective provision \$	Total provisions \$
Term loans					
At beginning of the year as previously stated	-	-	11,814	4,977	16,791
Effects of adoption of IFRS 9	743	752	11,814	-	13,309
Changes due to financial assets recognized in the opening balance that have:					
Transferred to 12-months ECL stage 1	410	(410)	-	-	-
Transferred to Lifetime ECL not credit impaired - stage 2	(5)	5	-	-	-
Transferred to Lifetime ECL credit impaired stage 3	(12)	(114)	126	-	-
New financial assets originated or purchased	297	5	34	-	336
Financial assets that have been derecognised	(627)	(51)	(333)	-	(1,011)
Bad debts written off	(8)	(36)	(717)	-	(761)
Provision for the period	304	90	(2,446)	-	(2,052)
Balance at 31 December 2018	1,102	241	8,478	-	9,821

East Caribbean Financial Holding Company Limited

Notes to the Consolidated Financial Statements

For the year ended 31 December 2018

(in thousands of Eastern Caribbean dollars)

12 Allowance for impairment losses on loans and advances to customers...continued

	12 months ECL \$	Lifetime ECL Stage 2 \$	Lifetime ECL credit impaired Stage 3 \$	Collective Provision \$	Total provisions \$
Mortgage Loans					
At beginning of the year as previously stated	-	-	5,912	5,749	11,656
Effects of adoption of IFRS 9	4	410	5,912	-	6,326
Changes due to financial assets recognized in the opening balance that have:					
Transferred to 12-months ECL stage 1	203	(203)	-	-	-
Transferred to Lifetime ECL not credit impaired - stage 2	-	-	-	-	-
Transferred to Lifetime ECL credit impaired stage 3	-	(72)	72	-	-
New financial assets originated or purchased	36	-	294	-	330
Financial assets that have been derecognised	-	(35)	(167)	-	(202)
Bad debts written off	-	-	(432)	-	(432)
Provision for the period	585	171	2,016	-	2,772
Balance at 31 December 2018	828	271	7,695	-	8,794

East Caribbean Financial Holding Company Limited

Notes to the Consolidated Financial Statements

For the year ended 31 December 2018

(in thousands of Eastern Caribbean dollars)

12 Allowance for impairment losses on loans and advances to customers...continued

	12 months ECL \$	Lifetime ECL Stage 2 \$	Lifetime ECL credit impaired Stage 3 \$	Collective Provision \$	Total provisions \$
Overdrafts					
At beginning of the year as previously stated	-	-	3,953	1,034	4,987
Effects of adoption of IFRS 9	822	761	3,953	-	5,536
Changes due to financial assets recognized in the opening balance that have:					
Transferred to 12-months ECL stage 1	630	(420)	(210)	-	-
Transferred to Lifetime ECL not credit impaired - stage 2	(85)	85	-	-	-
Transferred to Lifetime ECL credit impaired stage 3	-	(30)	30	-	-
New financial assets originated or purchased	150	212	68	-	430
Financial assets that have been derecognised	(112)	(283)	(0)	-	(395)
Bad debts written off	-	(5)	(803)	-	(808)
Provision for the period	(289)	149	507	-	367
Balance at 31 December 2018	1,116	469	3,545	-	5,130

East Caribbean Financial Holding Company Limited

Notes to the Consolidated Financial Statements

For the year ended 31 December 2018

(in thousands of Eastern Caribbean dollars)

12 Allowance for impairment losses on loans and advances to customers...continued

	12 months ECL \$	Lifetime ECL Stage 2 \$	Lifetime ECL credit impaired Stage 3 \$	Collective Provision \$	Total provisions \$
Total credit provisioning					
At beginning of the year as previously stated	-	-	71,524	24,091	95,615
Effects of adoption of IFRS 9					
Loans and advances	3,996	3,455	-	(24,091)	(16,640)
Undrawn loans (included in other provisions)	41	-	-	-	41
Total impact of adoption of IFRS 9 included in contingency reserve	4,037	3,455	-	(24,091)	(16,599)
Loss allowance for loans and undrawn commitments as at January 1, 2018 restated	4,037	3,455	71,524	-	79,016
Changes in the allowance as at January 1, 2018					
Transferred to stage 1	1,335	(1,125)	(210)	-	-
Transferred to stage 2	(96)	96	-	-	-
Transferred to stage 3	(662)	(1,333)	1,995	-	-
New financial assets originated or purchased	944	216	3,050	-	4,210
Financial assets that have been derecognised	(3,233)	(693)	(989)	-	(4,915)
Bad debts written off	(8)	(41)	(24,063)	-	(24,112)
Provision for the period	2,834	466	5,375	-	8,675
	1,114	(2,414)	(14,842)	-	(16,142)
Less provision for undrawn loans included in other liabilities	(41)	-	-	-	(41)
	1,073	(2,414)	(14,842)	-	(16,183)
Loan loss allowance as at December 31, 2018	5,110	1,041	56,682	-	62,833

The table below out the reconciliation of changes in the net carrying amount of credit-impaired loans and advances to customers:

Balance at January 1, 2018	246,614
Change in allowance for impairment	(38,933)
Classified as credit impaired during the year	15,910
Transferred to not credit impaired during the year	(37,193)
Net repayments	(11,627)
Recoveries of amounts previously written off	-
Disposals	(21,428)
Balance at December 31, 2018	153,343

East Caribbean Financial Holding Company Limited

Notes to the Consolidated Financial Statements

For the year ended 31 December 2018

(in thousands of Eastern Caribbean dollars)

12 Allowance for impairment losses on loans and advances to customers ...continued

The table below provides information on financial assets that were modified while they had a loss allowance measured at an amount equal to LECL.

Financial assets modified during the year	\$
Amortised cost before modification	4,832
Net modification loss	59
Financial assets modified since initial recognition	\$

Gross carrying amount at December 31, 2018 of financial assets for which loss allowance has changed to 12-month measurement during the year	56,039
---	---------------

13 Allowance for impairment losses on investment securities

	2018				2017
	12-month ECL	Lifetime ECL not credit-impaired	Lifetime ECL credit-impaired	Total	Total
Debt investment securities at FVOCI (2017: available-for-sale)					
Balance at January 1, 2018	1,410	-	526	1,936	401
Net remeasurement of loss allowance for the year	150	-	-	150	542
Balance at December 31, 2018	1,560	-	526	2,086	943

The above loss allowance is not recognised in the consolidated statement of financial position because the carrying amount of debt investment securities at FVOCI (2017: available-for-sale) is their fair value.

	2018				2017
	12-month ECL	Lifetime ECL not credit-impaired	Lifetime ECL credit-impaired	Total	Total
Debt investment securities at amortised cost (2017: held-to-maturity)					
Balance at January 1, 2018	71	-	4,506	4,577	4,312
Net remeasurement of loss allowance for the year	94	-	-	94	194
Balance at December 31, 2018	165	-	4,506	4,671	4,506

East Caribbean Financial Holding Company Limited

Notes to the Consolidated Financial Statements

For the year ended 31 December 2018

(in thousands of Eastern Caribbean dollars)

14 Investment securities

	Held to maturity \$	Available- for-sale \$	Held for trading \$	Loans and receivables – bonds \$	Total \$
At 1 January 2018					
	120,049	410,395	19,642	-	550,086
Transferred to amortised cost	(120,049)	-	-	-	(120,049)
Transferred to fair value through OCI					
- Debt	-	(397,231)	-	-	(397,231)
- Equity	-	(8,542)	-	-	(8,542)
Transferred to FVTPL - Equities	-	(4,622)	-	-	(4,622)
Transferred to FVTPL - HFT	-	-	(19,642)	-	(19,642)
At 31 December 2018	-	-	-	-	-
At 1 January 2017	131,459	371,596	18,600	10,033	531,688
Exchange differences on monetary assets	48,573	-	-	-	48,573
Additions	312	183,048	1,786	-	185,146
Movement in accrued interest	(23,086)	646	4	-	(22,436)
Disposals (sale and redemption)	520	(144,161)	(723)	-	(144,364)
Amortisation of discounts/premiums	-	-	-	-	-
Gains from changes in fair value	-	2,718	(25)	-	2,693
Increase in provision	(194)	(541)	-	-	(735)
Transfer to disposal of subsidiary	(37,535)	(2,911)	-	(10,033)	(50,479)
At 31 December 2017	120,049	410,395	19,642	-	550,086

East Caribbean Financial Holding Company Limited

Notes to the Consolidated Financial Statements

For the year ended 31 December 2018

(in thousands of Eastern Caribbean dollars)

14 Investment securities...continued

On adoption of IFRS 9 on 1 January 2018

	Amortised Cost \$	FVTOCI - Debt \$	FVTOCI - Equity \$	FVTPL - Equities \$	FVTPL - Held for Trading \$	Total \$
At 1 January 2018						
Opening Balance	120,049	397,231	8,542	4,622	19,642	550,086
Additions	78,928	212,908	181	8,033	2,205	302,255
Movement in Interest Accrued	353	957	-	-	(82)	1,228
Disposals (sale and redemption)	(18,731)	(135,964)	(976)	-	-	(155,671)
Unrealised Gain from changes in fair value	-	(6,593)	30	(941)	(3,142)	(10,646)
Provision for the year	(95)	-	-	-	-	(95)
Amortization of Premium/Discount	(362)	-	-	-	-	(362)
At 31 December 2018	180,142	468,539	7,777	11,714	18,623	686,795

East Caribbean Financial Holding Company Limited

Notes to the Consolidated Financial Statements

For the year ended 31 December 2018

(in thousands of Eastern Caribbean dollars)

14 Investment securities...continued

On adoption of IFRS 9 on 1 January 2018...continued

	2018 \$	2017 \$
Securities measured at held-to-maturity		
Debt securities at amortised cost		
- Listed	-	120,939
- Unlisted	-	3,616
	-	124,555
Less provision for impairment	-	(4,506)
Total securities – held to maturity	-	120,049
Securities measured at available-for-sale		
Debt securities at fair value		
- Listed	-	368,259
- Unlisted	-	29,915
	-	398,174
Less provision for impairment on debt securities	-	(943)
	-	397,231
Equity securities		
- Listed	-	12,166
- Unlisted	-	998
Total securities at available-for-sale	-	410,395
Total investment securities	-	530,444

East Caribbean Financial Holding Company Limited

Notes to the Consolidated Financial Statements

For the year ended 31 December 2018

(in thousands of Eastern Caribbean dollars)

14 Investment securities... *continued*

On adoption of IFRS 9 on 1 January 2018...*continued*

	2018 \$	2017 \$
Securities measured at amortised cost		
Debt securities at amortised cost		
- Listed	178,022	-
- Unlisted	6,791	-
	<u>184,813</u>	-
Less provision for impairment	<u>(4,671)</u>	-
Total securities at amortised cost	<u>180,142</u>	-
Securities measured at fair value through OCI		
Debt securities at fair value		
- Listed	428,115	-
- Unlisted	41,366	-
Total	<u>469,481</u>	-
Less provision for impairment	<u>(943)</u>	-
Total debt securities at fair value	<u>468,538</u>	-
Equity securities at fair value	<u>7,777</u>	-
Total securities at fair value through OCI	<u>476,315</u>	-
Total equity securities at fair value through P&L - listed	<u>11,714</u>	-
Total investment securities	<u>668,171</u>	-

The weighted average effective interest rate on available-for-sale securities at fair value at 31 December 2018 was 3.51% (2017 – 3.54%).

East Caribbean Financial Holding Company Limited

Notes to the Consolidated Financial Statements

For the year ended 31 December 2018

(in thousands of Eastern Caribbean dollars)

15 Financial instruments - pledged assets and repurchase agreements

The following assets are pledged against certain other funding instruments:

	Financial instruments - pledged assets	
	2018	2017
	\$	\$
Pledged against repurchase agreements	8,189	10,710
	8,189	10,710

The value of repurchase agreements on the consolidated statement of financial position which are secured by pledged assets is \$7,953 (2017 - \$13,703). The variance between investment pledged against repurchase agreements and the value of repurchase agreement represents accrued interest.

East Caribbean Financial Holding Company Limited

Notes to the Consolidated Financial Statements

For the year ended 31 December 2018

(in thousands of Eastern Caribbean dollars)

16 Investment in associates

	2018 \$	2017 \$
Investment in associates	<u>55,793</u>	<u>49,781</u>

The investments in associates are as follows:

Associate	2018 \$	2017 \$
At beginning of year	49,781	17,704
Interest retained in BOSVG	-	25,500
Derecognition of BOSVG associate holding in ECAB	-	(2,000)
Dividends from associate	(774)	(264)
Impact of adopting IFRS 9	951	-
Share of other comprehensive income	411	5,767
Share of profit of associate	<u>5,424</u>	<u>3,074</u>
At end of year	<u>55,793</u>	<u>49,781</u>

The Group invested \$4,800 and has a 20% shareholding in the East Caribbean Amalgamated Bank Limited of Antigua (ECAB). The company is an unlisted company incorporated in St. Kitts. This undertaking represented the Group's contribution to a joint initiative of indigenous banks of the East Caribbean Currency Union to salvage and restructure the previous Bank of Antigua Limited.

East Caribbean Amalgamated Bank Limited of Antigua financial reporting period ends on 30 September. The Group's interest in its associate East Caribbean Amalgamated Bank Limited of Antigua, as at 31 December 2018 is as follows:

	2018 \$	2017 \$
Current assets	220,610	69,633
Non-current assets	749,935	795,773
Liabilities	(804,818)	(715,092)
Preference Shares	<u>(47,869)</u>	<u>(47,869)</u>
Equity	117,858	102,445
% ownership	20%	20%
Share of equity in associate	23,571	20,489
Previous share of profits from BOSVG holding	<u>3,207</u>	<u>3,207</u>
Carrying amount of the investment	<u>26,778</u>	<u>23,696</u>

East Caribbean Financial Holding Company Limited

Notes to the Consolidated Financial Statements

For the year ended 31 December 2018

(in thousands of Eastern Caribbean dollars)

16 Investment in associates...continued

Summarised statement of profit and loss of East Caribbean Amalgamated Bank Limited:

	2018 \$	2017 \$
Revenue	46,228	45,521
Administrative cost	(25,902)	(24,324)
Depreciation	(1,813)	(1,826)
Profit for the year	18,513	19,371
Tax expense	(4,199)	(4,176)
Other comprehensive income	15,562	28,725
Total comprehensive income	29,876	43,920

East Caribbean Financial Holding Company Limited

Notes to the Consolidated Financial Statements

For the year ended 31 December 2018

(in thousands of Eastern Caribbean dollars)

16 Investment in associates...continued

In 2017, the Group disposed of its majority holding in Bank of St. Vincent and the Grenadines Limited and retained a 20% holding. The company is a listed company incorporated in St. Vincent.

The Group's interest in its associate Bank of St. Vincent and the Grenadines Limited, as at 31 December 2018 is as follows:

	2018	2017
	\$	\$
Current assets	105,749	118,625
Non-current assets	895,444	855,218
Liabilities	(882,683)	(869,983)
Equity	118,510	103,860
% ownership	20%	20%
Share of Equity in associate	23,702	20,772
Adjustment for fair value of associate interest at acquisition date	5,313	5,313
Carrying amount of the investment	<u>29,015</u>	<u>26,085</u>

Summarised statement of profit and loss of Bank of St. Vincent & the Grenadines Limited at December 2018:

	2018	2017
	\$	\$
Revenue	48,636	22,013
Administrative cost	(34,530)	(16,185)
Depreciation	-	(1,346)
Profit for the year	14,106	4,482
Tax expense	(212)	(1,667)
Other comprehensive income	(136)	109
Total comprehensive income	<u>13,758</u>	<u>2,924</u>

The associate had no contingent liabilities or capital commitments as at 31 December 2018 or 2017.

East Caribbean Financial Holding Company Limited

Notes to the Consolidated Financial Statements

For the year ended 31 December 2018

(in thousands of Eastern Caribbean dollars)

17 Property and equipment

	Land and buildings \$	Leasehold improvements \$	Motor vehicles \$	Office furniture and equipment \$	Computer equipment \$	Work-in- progress buildings \$	Total \$
Year ended							
31 December 2017							
Opening net book amount	117,775	1,776	513	10,067	2,212	1,043	133,386
Additions	428	72	-	609	832	-	1,941
Disposals at cost	-	-	(246)	(8)	(4)	-	(258)
Accumulated depreciation on disposal	-	-	241	8	2	-	251
Transfer to investment properties	(30,029)	-	-	-	-	-	(30,029)
Depreciation charge	(1,126)	(602)	(117)	(1,476)	(527)	-	(3,848)
Transfer to disposal group	(47,553)	-	(262)	(5,139)	(1,561)	(1,043)	(55,558)
Closing net book amount	39,495	1,246	129	4,061	954	-	45,885
At 31 December 2017							
Cost or valuation	56,956	9,388	1,223	27,593	20,907	-	116,067
Accumulated depreciation	(17,461)	(8,142)	(1,094)	(23,532)	(19,953)	-	(70,182)
Net book amount	39,495	1,246	129	4,061	954	-	45,885
Year ended							
31 December 2018							
Opening net book amount	39,495	1,246	129	4,061	954	-	45,885
Additions	461	2	394	1,245	1,395	-	3,497
Disposals at cost	-	-	(661)	(38)	(955)	-	(1,654)
Accumulated depreciation on disposal	-	-	661	38	955	-	1,654
Depreciation charge	(1,040)	(521)	(125)	(1,246)	(844)	-	(3,776)
Closing net book amount	38,916	727	398	4,060	1,505	-	45,606
At 31 December 2018							
Cost or valuation	57,417	9,390	956	28,800	21,347	-	117,910
Accumulated depreciation	(18,501)	(8,663)	(558)	(24,740)	(19,842)	-	(72,304)
Net book amount	38,916	727	398	4,060	1,505	-	45,606

East Caribbean Financial Holding Company Limited

Notes to the Consolidated Financial Statements

For the year ended 31 December 2018

(in thousands of Eastern Caribbean dollars)

17 Property and equipment...continued

The major component of land and buildings were revalued in 2017 by an independent valuer based on open market value and a management internal specialist performed a review of the remaining buildings. The valuation indicates that the market value does not differ materially from the carrying amount of the respective assets in the books of the Group.

The historical cost of land and buildings is:

	2018 \$	2017 \$
Cost	38,913	38,452
Accumulated depreciation based on historical cost	<u>(21,385)</u>	<u>(20,345)</u>
Depreciated historical cost	<u>17,528</u>	<u>18,107</u>

18 Investment properties

	Notes	2018 \$	2017 \$
Land and buildings			
At beginning of year		37,455	9,328
Additions		-	65
Transfer from PPE	17	-	30,029
Disposal of subsidiary		-	(2,780)
Disposal of building		(5,500)	-
Fair value adjustment		-	813
At end of year		<u>31,955</u>	<u>37,455</u>

The investment properties are valued annually based on open market value by an independent, professionally qualified valuer. Comparative analysis was used to determine the market value of the investment properties.

The Group has no restrictions on the realisability of its investment properties and no contractual obligation to either purchase, construct or develop investment properties or for repairs maintenance and enhancements.

The following amounts have been recognised in profit or loss:

	2018 \$	2017 \$
Rental income	3,110	2,260
Direct operating expenses arising from investment properties that generated rental income	<u>(354)</u>	<u>(736)</u>
	<u>2,756</u>	<u>1,524</u>

East Caribbean Financial Holding Company Limited

Notes to the Consolidated Financial Statements

For the year ended 31 December 2018

(in thousands of Eastern Caribbean dollars)

19 Intangible assets

	Computer software	Total
	\$	\$
Year ended 31 December 2017		
Opening net book amount	4,893	4,893
Additions	800	800
Accumulated amortisation on disposal	9	9
Amortisation on disposal of subsidiary	(3,948)	(3,948)
Amortisation charge for the year	(661)	(661)
Closing net book amount	<u>1,093</u>	<u>1,093</u>
At 31 December 2017		
Cost	22,074	22,074
Accumulated amortisation	<u>(20,981)</u>	<u>(20,981)</u>
Net book amount	<u>1,093</u>	<u>1,093</u>
Year ended 31 December 2018		
Opening net book amount	1,093	1,093
Additions	478	478
Amortisation charge for the year	(724)	(724)
Closing net book amount	<u>847</u>	<u>847</u>
At 31 December 2018		
Cost	22,552	22,552
Accumulated amortisation	<u>(21,705)</u>	<u>(21,705)</u>
Net book amount	<u>847</u>	<u>847</u>

East Caribbean Financial Holding Company Limited

Notes to the Consolidated Financial Statements

For the year ended 31 December 2018

(in thousands of Eastern Caribbean dollars)

20 Other assets

	Notes	2018 \$	2017 \$
Receivable accounts		16,074	13,149
Receivable accounts - credit card		37,504	38,587
Prepaid expenses		2,056	2,229
Stationery and supplies		620	527
Accounts receivable		1,507	2,070
Accrued income		-	122
		<u>57,761</u>	<u>56,684</u>
Less provision for impairment on other assets	21	<u>(1,555)</u>	<u>(1,348)</u>
		<u>56,206</u>	<u>55,336</u>

21 Provision for impairment on other assets

The movement on the provision for impairment on other assets was as follows:

	2018 \$	2017 \$
At beginning of year	1,348	1,874
Provisions made during the year	407	494
Receipts	(31)	(154)
Write offs during the year	<u>(169)</u>	<u>(866)</u>
At end of year	<u>1,555</u>	<u>1,348</u>

East Caribbean Financial Holding Company Limited

Notes to the Consolidated Financial Statements

For the year ended 31 December 2018

(in thousands of Eastern Caribbean dollars)

22 Retirement benefit asset

The amounts recognised in the consolidated statement of financial position are determined as follows:

	2018 \$	2017 \$
Fair value of plan assets	64,995	62,217
Present value of funded obligation	<u>(54,549)</u>	<u>(48,602)</u>
Asset in the consolidated statement of financial position	<u>10,446</u>	<u>13,615</u>

Movement in the asset recognised in the consolidated statement of financial position:

The movement in the defined benefit obligation over the year is as follows:

	2018 \$	2017 \$
Beginning of year	48,602	45,797
Current service cost	1,327	1,382
Interest cost	3,750	3,549
Employee contribution	819	862
Actuarial gains/(loss)	1,546	(1,557)
Benefits paid	<u>(1,495)</u>	<u>(1,431)</u>
End of year	<u>54,549</u>	<u>48,602</u>

The movement in the fair value of plan assets of the year is as follows:

	2018 \$	2017 \$
Beginning of year	62,217	56,424
Actual return on plan assets	808	3,504
Employer contributions	2,920	3,053
Employee contributions	819	862
Benefits paid	(1,495)	(1,431)
Administrative expenses	<u>(274)</u>	<u>(195)</u>
End of year	<u>64,995</u>	<u>62,217</u>

East Caribbean Financial Holding Company Limited

Notes to the Consolidated Financial Statements

For the year ended 31 December 2018

(in thousands of Eastern Caribbean dollars)

22 Retirement benefit asset...continued

	2018 \$	2017 \$
Net asset at beginning of year	13,615	10,627
Net periodic cost	(611)	(809)
Contributions paid	2,920	3,053
Effect on statement of comprehensive income	<u>(5,478)</u>	<u>744</u>
Net asset at end of year	<u>10,446</u>	<u>13,615</u>

Benefit cost

	2018 \$	2017 \$
Current service cost	1,327	1,382
Net interest on net defined benefit asset	3,750	3,549
Expected return on plan assets	(4,740)	(4,317)
Administration expenses	<u>274</u>	<u>195</u>
Net periodic cost at end of year	<u>611</u>	<u>809</u>

The amounts recognised in the consolidated statement of comprehensive income are as follows:

	2018 \$	2017 \$
Gain from change in assumptions	672	-
Gain/(loss) from experience	874	(1,557)
Expected return on plan assets	4,740	4,317
Actual return on plan assets	<u>(808)</u>	<u>(3,504)</u>
	<u>5,478</u>	<u>(744)</u>

The principal actuarial assumptions used were as follows:

	2018 %	2017 %
Discount rate	7.50	7.50
Future promotional salary increases	5.00-6.50	3.00-4.52
Future inflationary salary increases	1.75	2.00

Assumptions are set to approximate the expected average rates over the long term and may not be appropriate in any specific year.

East Caribbean Financial Holding Company Limited

Notes to the Consolidated Financial Statements

For the year ended 31 December 2018

(in thousands of Eastern Caribbean dollars)

22 Retirement benefit asset...continued

Plan assets allocation is as follows:

	2018	2017
	%	%
Debt securities	82	87
Equity securities	10	10
Other	8	3
	<u>100</u>	<u>100</u>

The pension plan assets do not include assets or ordinary shares of the Group.

Mortality rate

Assumptions regarding future mortality experience are set based on advice, published statistics and experience in each territory.

The average life expectancy in years of a pensioner retiring at age 60 after the statement of financial position date is as follows:

	2018	2017
Male	24.77	24.69
Female	<u>26.90</u>	<u>26.86</u>

The assumption adopted for the expected return on assets considers the actual assets the Plan holds and the outlook for returns on various asset classes. This assumption is usually derived by looking at actual asset mix and making assumptions about returns relative to the "baseline" of the plan's discount rate, which are taken to be the returns on government bonds.

East Caribbean Financial Holding Company Limited

Notes to the Consolidated Financial Statements

For the year ended 31 December 2018

(in thousands of Eastern Caribbean dollars)

22 Retirement benefit asset...continued

The major categories of the fair value of the total plan assets are as follows:

	2018	2017
	\$	\$
Investments quoted in active markets:		
Quoted equity investments:		
- Energy	34	27
- Consumer staples	2,618	2,155
- Other	3,674	3,882
Quoted debt securities		
- Sovereign bonds	23,254	20,700
- Energy	-	1,617
- Industrial	4,700	679
- Consumer staples	-	-
- Other	10,440	15,532
Cash and cash equivalents	4,986	1,816
Unquoted investments		
Unquoted debt securities		
- Sovereign bonds	14,872	15,759
- Other	-	-
Unquoted equity securities		
- Other	417	50
Total	64,995	62,217

The following payments are expected contributions to the defined benefit plan in future years:

	2018	2017
	\$	\$
Within the next 12 months	863	784
Between 2 and 5 years	4,506	3,959
Between 5 and 10 years	11,815	9,005
Total expected payments	17,184	13,748

The average duration of the defined benefit plan obligation at the end of the reporting period is 16 years (2017 – 17 years).

East Caribbean Financial Holding Company Limited

Notes to the Consolidated Financial Statements

For the year ended 31 December 2018

(in thousands of Eastern Caribbean dollars)

23 Deposits from banks

	2018	2017
	\$	\$
Deposits from banks	<u>55,845</u>	<u>43,298</u>

The weighted average effective interest rate on deposits from banks was 1.78% (2017 – 1.59%).

24 Due to customers

	2018	2017
	\$	\$
Term deposits	368,045	415,861
Savings deposits	645,432	630,748
Call deposits	336,537	282,324
Demand deposits	<u>471,309</u>	<u>470,655</u>
	<u>1,821,323</u>	<u>1,799,588</u>

The weighted average effective interest rate of customers' deposits at 31 December 2018 was 1.24% (2017 – 1.43%).

East Caribbean Financial Holding Company Limited

Notes to the Consolidated Financial Statements

For the year ended 31 December 2018

(in thousands of Eastern Caribbean dollars)

25 Borrowings

	Due	Interest rate %	2018 \$	Interest rate %	2017 \$
Other borrowed funds					
Caribbean Development Bank	2017-2020	4.46	20,288	3.8%	27,949
National Insurance Corporation (Saint Lucia)	2017-2026	7.25	<u>51,231</u>	7.25%	<u>51,232</u>
			<u>71,519</u>		<u>79,181</u>

Security for loans issued by the Group includes a first hypothecary obligation over the building and property known as the Financial Center, which is located at #1 Bridge Street.

The final maturity date of the Prodev bond issue was December 2018.

In August 2016, the holding company issued a ten (10) year, EC\$50 million unsecured bond via private placement with the purpose of capitalising its wholly -owned subsidiary of Bank of Saint Lucia Limited. The bond which qualifies as tier II capital, pays interest semi-annually at the rate of 7.25%. Principal repayments are to be amortised by way of 10 semi-annual payments over the last 5-year term of the instrument. The National Insurance Corporation was the sole purchaser of the bond.

The Group had undrawn facilities at the end of the financial reporting period of nil (2017 – \$24,913) with the Caribbean Development Bank.

East Caribbean Financial Holding Company Limited

Notes to the Consolidated Financial Statements

For the year ended 31 December 2018

(in thousands of Eastern Caribbean dollars)

26 Other liabilities

	2018	2017
	\$	\$
Trade and other payables	31,485	26,151
Managers' cheques outstanding	4,184	2,899
Agency loans	261	156
	<u>35,930</u>	<u>29,206</u>

The agency loans are funds issued to the Group by the Government of Saint Lucia for disbursement to the related projects. The Group earns an agency fee on the amounts disbursed. The funds belong to the Government of Saint Lucia and the Group bears no risk in relation to these funds.

27 Deferred tax

The movements on the deferred tax asset are as follows:

	Notes	2018	2017
		\$	\$
Net deferred tax position at beginning of year		(820)	298
Deferred tax charge to the income statement:			
Arising from retirement benefit plan		694	674
Arising from disposal of subsidiary		-	298
Arising from other timing differences		(638)	(277)
Arising from tax losses not utilised		(1,592)	(1,738)
Deferred tax charge for the year	41	<u>(1,536)</u>	<u>(1,043)</u>
Deferred tax charge to other comprehensive income			
Deferred tax arising from retirement benefit plan		(1,643)	223
Net deferred tax position at end of year		<u>(4,000)</u>	<u>(820)</u>

East Caribbean Financial Holding Company Limited

Notes to the Consolidated Financial Statements

For the year ended 31 December 2018

(in thousands of Eastern Caribbean dollars)

27 Deferred tax ...continued

The deferred tax account is detailed as follows:

	2018	2017
	\$	\$
Accelerated capital allowances	1,307	1,943
Fair value of pension assets	3,133	4,084
Unutilised tax losses	(8,440)	(6,847)
	<hr/>	<hr/>
Net deferred tax asset	(4,000)	(820)

Deferred income taxes and liabilities are offset when there are legally enforceable rights to offset current tax assets against current tax liabilities and when the deferred income taxes relate to the same fiscal authority.

28 Share capital

	No. of Shares	2018 \$	No. of Shares	2017 \$
Ordinary shares				
Authorised:				
50,000,000 ordinary shares of no par value				
Issued and fully paid				
At beginning and end of year	24,465,589	170,081	24,465,589	170,081
	<hr/>	<hr/>	<hr/>	<hr/>

29 Contributed capital

Total capital contributions received at 31 December were as follows:

	2018 \$	2017 \$
Productive Sector Equity Fund Incorporated	1,118	1,118
Student Loan Guarantee Fund	-	3,000
	<hr/>	<hr/>
	1,118	4,118
	<hr/>	<hr/>

The figures above represent the contributions to the Group by Third Parties in support of the two funds listed.

East Caribbean Financial Holding Company Limited

Notes to the Consolidated Financial Statements

For the year ended 31 December 2018

(in thousands of Eastern Caribbean dollars)

30 Non-controlling interests

	2018 \$	2017 \$
At beginning of the year	-	51,858
Disposal group	-	(51,858)
At end of the year	-	-

31 Reserves

	2018 \$	2017 \$
(a) General reserve	62,957	62,957
(b) Statutory reserve	101,587	93,652
(c) Student loan guarantee fund reserve	739	7,627
(d) Special reserve	2,034	2,034
(e) Retirement benefit reserve	10,445	13,615
(f) Contingency reserve	28,615	4,535
Total reserves at 31 December	206,377	184,420

Movements in reserves were as follows:

	2018 \$	2017 \$
(a) General		
At beginning of the year	62,957	62,957
Transferred from retained earnings	-	-
At end of the year	62,957	62,957

It is the policy of the Group to maintain a general reserve for reinvestment in operations. Transfers to the reserve are based on a maximum of 35% of the consolidated Group's profit for the year after transfers to statutory reserve.

East Caribbean Financial Holding Company Limited

Notes to the Consolidated Financial Statements

For the year ended 31 December 2018

(in thousands of Eastern Caribbean dollars)

31 Reserves...continued

	2018	2017
	\$	\$
(b) Statutory		
At beginning of the year	93,652	87,971
Transferred from retained earnings	7,935	5,681
	<hr/>	<hr/>
At end of the year	101,587	93,652

Pursuant to Section 45 (1) of the Banking Act 2015, Banking institutions shall, out of its net profits of each year transfer to that reserve a sum equal to not less than twenty percent of such profits whenever the amount of the fund is less than one hundred percent of the paid-up capital of the Banking institutions.

	2018	2017
	\$	\$
(c) Student loan guarantee fund		
At beginning of the year	7,627	(22)
Transferred from retained earnings	133	1,120
Contributions	-	6,529
Capital drawing	(7,021)	-
	<hr/>	<hr/>
At end of the year	739	7,627

This is a non-distributable reserve. Transfers are made to the reserve at an amount equal to the net profit of the subsidiary Student Loan Guarantee Fund Limited.

	2018	2017
	\$	\$
(d) Special		
At beginning and end of the year	2,034	2,034
	<hr/>	<hr/>

The finance contract between the European Investment Bank (“EIB”) and the former St. Lucia Development Bank, now assumed by Bank of Saint Lucia Limited, requires the institution to establish and maintain a special reserve. Annually, an amount as specified under Section 6.05 of the Contract is credited to the reserve.

East Caribbean Financial Holding Company Limited

Notes to the Consolidated Financial Statements

For the year ended 31 December 2018

(in thousands of Eastern Caribbean dollars)

31 Reserves...continued

	2018	2017
	\$	\$
(e) Retirement benefit		
At beginning of the year	13,615	10,627
Transferred (to)/from retained earnings	<u>(3,170)</u>	<u>2,988</u>
At end of the year	<u>10,445</u>	<u>13,615</u>

The retirement benefit reserve is a non-distributable reserve. It is the Group's policy to match the amount of fair value of retirement benefit plan assets with the retirement benefit reserve.

	2018	2017
	\$	\$
(f) Contingency reserve		
At beginning of the year	4,535	-
Transferred from retained earnings	7,481	4,535
Adjustment on adoption of IFRS 9	<u>16,599</u>	<u>-</u>
At end of the year	<u>28,615</u>	<u>4,535</u>

The contingency reserve fund is created as an appropriation from retained earnings to set aside a portion of profits against loan loss provisions. This reserve will be funded annually to the extent that the reserve fund does not exceed 100% of non-performing loans.

East Caribbean Financial Holding Company Limited

Notes to the Consolidated Financial Statements

For the year ended 31 December 2018

(in thousands of Eastern Caribbean dollars)

32 Related party transactions and balances

Parties are considered to be related if one party has the ability to control the other party or exercise significant influence over the other party by making financial and operational decisions.

Interest income and interest expense with related parties were as follows:

	2018		2017	
	Income	Expense	Income	Expense
	\$	\$	\$	\$
Government of Saint Lucia	1,475	697	1	729
Statutory bodies – Saint Lucia	1,153	5,652	966	6,156
Directors and key management	646	83	661	99

East Caribbean Financial Holding Company Limited

Notes to the Consolidated Financial Statements

For the year ended 31 December 2018

(in thousands of Eastern Caribbean dollars)

32 Related party transactions and balances ...continued

Related party balances with the Group were as follows:

	2018		2017	
	Loans \$	Deposits \$	Loans \$	Deposits \$
Government of Saint Lucia	56,528	184,726	25,043	183,742
Statutory bodies – Saint Lucia	17,835	498,608	17,710	469,742
Directors and key management	12,097	3,858	14,362	5,551

No provisions have been recognised in respect of loans given to related parties (2017- nil).

The loans issued to directors and other key management personnel during the year are repayable monthly over an average of 8 years and have a weighted average effective interest rate of 5.5% (2017 – 5.1%). The secured loans advanced to the directors during the year are collateralised by mortgages over residential properties.

Transactions with related parties were carried out on commercial terms and conditions.

Key management compensation

Key management includes the Group's complete management team. The compensation paid or payable to key management for employee services is shown below:

	2018 \$	2017 \$
Salaries and other short-term benefits	5,315	6,143
Pension costs	653	495
	<u>5,968</u>	<u>6,638</u>
Directors remuneration	<u>444</u>	<u>435</u>

East Caribbean Financial Holding Company Limited

Notes to the Consolidated Financial Statements

For the year ended 31 December 2018

(in thousands of Eastern Caribbean dollars)

33 Net interest income

	2018 \$	2017 \$
Interest income		
Loans and advances	59,166	60,984
Treasury bills and investment securities	23,520	19,329
Cash and short-term funds	1,471	190
	<u>84,157</u>	<u>80,503</u>
Interest expense		
Time deposits	8,964	12,774
Borrowings	4,542	4,933
Savings deposits	13,395	13,231
Demand deposits	459	387
Correspondent banks	559	820
	<u>27,919</u>	<u>32,145</u>
Net interest income	<u>56,238</u>	<u>48,358</u>

34 Net fee and commission income

	2018 \$	2017 \$
Fee and commission income		
Credit related fees and commissions	32,324	31,016
Asset management and related fees	352	333
	<u>32,676</u>	<u>31,349</u>

35 Net foreign exchange trading income

	2018 \$	2017 \$
Foreign exchange		
Net realised gains	9,764	10,108
Net unrealised gains	515	1,361
	<u>10,279</u>	<u>11,469</u>

East Caribbean Financial Holding Company Limited

Notes to the Consolidated Financial Statements

For the year ended 31 December 2018

(in thousands of Eastern Caribbean dollars)

36 Other operating income

	2018	2017
	\$	\$
Rental income	3,110	2,260
Bad debt recovery income	11,688	7,972
Other	658	792
	<u>15,456</u>	<u>11,024</u>

37 Other gains, net

	2018	2017
	\$	\$
Gains on disposal of FVOCI (2017: Available-for-sale) investments	44	2,222
Gains/(losses) on disposal of Amortised Cost (2017: Held-to-Maturity) investments	14	(70)
Gains on FVTPL (2017: Held for trading) investment	-	35
Unrealised losses on FVTPL (2017: Held for trading) investments	(796)	(25)
Loss on disposal of investment property	(500)	-
Fair value gain on disposal of investment property	-	813
Reclassification of fair value gains on disposal of subsidiaries	-	25
	<u>(1,238)</u>	<u>3,000</u>

East Caribbean Financial Holding Company Limited

Notes to the Consolidated Financial Statements

For the year ended 31 December 2018

(in thousands of Eastern Caribbean dollars)

38 Operating expenses

	Notes	2018 \$	2017 \$
Employee benefit expense	39	26,216	25,609
Depreciation and amortisation		4,500	4,508
Utilities and telecommunications		4,238	4,056
Repairs and maintenance		6,872	6,475
Advertising and promotion		598	469
Bank and other licences		215	217
Security		1,381	1,509
Printing and stationery		844	760
Legal and professional fees		578	707
Insurance		731	366
Credit card & IDC visa charges		8,922	7,183
Borrowing fees		34	62
Corporate responsibility		146	148
Bank charges		1,215	951
Travel and entertainment		385	211
Other expenses		7,428	9,293
		64,303	62,524

39 Employee benefit expense

	2018 \$	2017 \$
Wages and salaries	19,882	20,360
Other staff costs	5,723	4,440
Pensions	611	809
	26,216	25,609

East Caribbean Financial Holding Company Limited

Notes to the Consolidated Financial Statements

For the year ended 31 December 2018

(in thousands of Eastern Caribbean dollars)

40 Disposal group classified as held for sale

On March 10th 2017, the Group officially sold its holding in Bank of St. Lucia International Ltd. to Proven Investments Limited.

The loss arising on the disposal of Bank of St. Lucia International Ltd. is as follows:

	2018	2017
	\$	\$
Cash consideration	-	35,383
Less: Net assets carried at lower of cost and fair value less costs to sell	-	(52,751)
	-	(17,368)
Provision for loss on disposal		15,453
Loss on disposal of controlling interest		(1,915)

On June 30th 2017, the Group disposed of 31% of its holding in Bank of Saint Vincent and the Grenadines Ltd., retaining an effective interest of 20%.

The gain arising on the disposal is as follows:

	2018	2017
	\$	\$
Cash consideration	-	32,364
Fair value of retained interest	-	25,500
Less: Net assets carried at lower of cost and fair value less costs to sell	-	(51,477)
Gain on disposal of controlling interest	-	6,387

The analysis of the results of discontinuing operations is as follows:

	2018	2017
	\$	\$
Revenue	-	16,324
Impairment losses-loans	-	(4,737)
Administrative cost	-	(8,881)
Depreciation	-	(2,023)
Profit for the year	-	683
Income tax expense	-	-
Total comprehensive income	-	683

East Caribbean Financial Holding Company Limited

Notes to the Consolidated Financial Statements

For the year ended 31 December 2018

(in thousands of Eastern Caribbean dollars)

41 Income tax expense/(recovery)

	Notes	2018 \$	2017 \$
Current tax		1,891	1,076
Over provision of prior year tax		-	(2,839)
Deferred tax charge	27	<u>(1,536)</u>	<u>(1,043)</u>
		355	(2,806)
Deferred tax income in other comprehensive income:			
Deferred tax arising from defined benefit pension plan		<u>(1,643)</u>	<u>223</u>

Tax on the Group's profit before income tax differs from the theoretical amount that would arise using the statutory tax rate of 30% as follows:

	2018 \$	2017 \$
Profit for the year before income tax and dividends	<u>45,612</u>	<u>29,319</u>
Tax calculated at the applicable tax rate of 30%	13,683	8,796
Tax effect of income not subject to tax	(10,105)	(5,734)
Deferred tax asset recognised/ unrecognised on tax losses	(1,592)	(1,738)
Tax effect of expenses not deductible for tax purposes	260	(321)
Tax effect of utilised losses	(1,891)	(970)
Under provision of income tax	-	(2,839)
	<u>355</u>	<u>(2,806)</u>

East Caribbean Financial Holding Company Limited

Notes to the Consolidated Financial Statements

For the year ended 31 December 2018

(in thousands of Eastern Caribbean dollars)

41 Income tax expense/(recovery) ...continued

The Group has unutilised tax losses of \$28,133 (2017 – \$22,827) for which a deferred tax asset of \$8,440 (2017: \$6,847) has been recognised due to the certainty of its recoverability. Unutilized tax losses may be carried forward and deducted against 50% of future taxable income within six years following the year in which the losses were incurred. The losses are based on income tax returns, which have not yet been assessed by the Inland Revenue Department. The Group also has unutilised tax losses of \$121,889 (2017 – \$225,460) for which no deferred tax asset has been recognised.

Tax losses expire as follows:

	2018	2017
	\$	\$
2018	-	98,265
2019	24,957	24,957
2020	6,367	6,367
2021	13,619	13,619
2022	105,079	105,079
	<u>150,022</u>	<u>248,287</u>

There was no income tax effect relating to components of other comprehensive income.

42 Earnings per share

Basic and diluted

The calculation of basic earnings per share is based on the profit from continuing operations attributable to ordinary shareholders of \$44,966 (2017 – \$31,834) and 24,465 (2017 – 24,465) shares, being the weighted average number of ordinary shares in issue in each year. For the purpose of calculating diluted earnings per share, the profit/(loss) for the year attributable to ordinary shares is the profit for the year after deducting preference dividends of \$291 (2017 – \$291).

East Caribbean Financial Holding Company Limited

Notes to the Consolidated Financial Statements

For the year ended 31 December 2018

(in thousands of Eastern Caribbean dollars)

43 Cash and cash equivalents

For the purposes of the statement of cash flows, cash and cash equivalents comprise the following balances:

	Notes	2018 \$	2017 \$
Cash and balances with Central Bank	6	104,281	226,921
Deposits with other banks	8	104,956	96,632
Deposits with non-bank financial institutions	10	23,317	5,412
Treasury Bills	7	17,409	22,080
		<u>249,963</u>	<u>351,045</u>

44 Contingent liabilities and commitments

Commitments

The following table indicates the contractual amounts of the Group's financial instruments that commit it to extend credit to customers.

	2018 \$	2017 \$
Loan commitments	115,442	69,838
Guarantees, letters of credit and other credit obligations	21,098	23,765
	<u>136,540</u>	<u>93,603</u>

Operating leases

The future aggregate minimum rentals receivable under non-cancellable operating leases are as follows:

	2018 \$	2017 \$
Not later than 1 year	1,257	1,977
Later than 1 year and not later than 5 years	6,055	4,912
	<u>7,312</u>	<u>6,889</u>

East Caribbean Financial Holding Company Limited

Notes to the Consolidated Financial Statements

For the year ended 31 December 2018

(in thousands of Eastern Caribbean dollars)

45 Principal subsidiary undertakings

	Holding	
	2018	2017
	%	%
Bank of Saint Lucia Limited	100	100
Student Loan Guarantee Fund Limited **	-	-
Productive Sector Equity Fund Incorporated **	-	-

** Allotment of shares had not been completed at the reporting date.

As part of its strategic objectives, the local companies of the ECFH Group namely; Bank of Saint Lucia Limited and ECFH Global Investment Solutions were amalgamated with ECFH holding company in October 2016, and this amalgamated entity continued as Bank of Saint Lucia Limited.

Another company named East Caribbean Financial Holding Company Limited was then incorporated at the same time to hold the shares of Bank of Saint Lucia Limited, and Bank of Saint Vincent and the Grenadines Limited. On June 30th 2017, the group disposed of its majority holding in Bank of St. Vincent and the Grenadines Limited, as part of its strategic objective to focus on its local share of Bank of St. Lucia Limited.

46 Cumulative preference shares

	No. of shares	2018 \$	No. of Shares	2017 \$
7% Cumulative preference shares				
Authorised:				
11,550,000 preference shares				
At beginning and end of year	830,000	4,150	830,000	4,150

The preference shares are non-voting and are to be converted to ordinary shares. The Group has imposed certain restrictions with respect to the number of preference shares that can be converted to ordinary shares in any one year.

The Board of Directors of the Company and the National Insurance Corporation have formally agreed that future conversions of preference shares should be done at \$5 per share.

Dividends declared and unpaid on the preference shares during the year amounted to \$291 (2017 – \$291).

East Caribbean Financial Holding Company Limited

Notes to the Consolidated Financial Statements

For the year ended 31 December 2018

(in thousands of Eastern Caribbean dollars)

47 Transition to IFRS 9

Reconciliation of IAS 39 to IFRS 9

The table below provides the impact from the transition to IFRS 9 on the Consolidated Statement of Financial Position at transition date of 1 January 2018. The impact consists primarily of reclassifications and re-measurements:

	IAS 39 Carrying amount as at 31 December 2017	Reclassification	Remeasurements	IFRS 9 carrying amount as at 1 January 2018
<u>Amortised cost</u>	\$	\$	\$	\$
Opening balance under IAS 39				
Cash and balances with central bank	347,950	-	-	347,950
Deposits with other banks	96,112	-	-	96,112
Deposits with non-bank financial institutions	5,412	-	-	5,412
Treasury bills	23,132	-	-	23,132
Closing balance under IFRS 9	472,606	-	-	472,606
<i>Loans and receivables - loans and advances to customers</i>				
Opening balance under IAS 39	874,051	-	-	874,051
Remeasurement: ECL allowance	-	-	16,640	16,640
Closing balance under IFRS 9	874,051	-	16,640	890,691
<i>Investment securities Held to maturity</i>				
Opening balance under IAS 39	120,049	-	-	120,049
Transferred to amortised cost	-	(120,049)	-	(120,049)
Remeasurement: ECL allowance	-	-	-	-
Closing balance under IFRS 9	120,049	(120,049)	-	-
From held to maturity	-	120,049	-	120,049
Remeasurement: ECL allowance	-	-	(71)	(71)
Closing balance under IFRS 9	-	120,049	(71)	119,978
Total financial assets measured at amortised cost	1,466,706	-	16,569	1,483,275

East Caribbean Financial Holding Company Limited

Notes to the Consolidated Financial Statements

For the year ended 31 December 2018

(in thousands of Eastern Caribbean dollars)

47 Transition to IFRS 9...continued

	IAS 39 Carrying amount as at 31 December 2017 \$	Reclassification \$	Remeasurements \$	IFRS 9 carrying amount as at 1 January 2018 \$
<u>Financial assets measured at FVOCI</u>				
<i>Investment securities - available for sale</i>				
Opening balance under IAS 39	410,395	-	-	410,395
To FVTPL - equity	-	(4,622)	-	(4,622)
To FVOCI - debt	-	(397,231)	-	(397,231)
To FVOCI - equity	-	(8,542)	-	(8,542)
Closing balance AFS under IFRS 9	410,395	(410,395)	-	-
<i>FVOCI – debt and equity</i>				
Opening balance	-	-	-	-
From available for sale - debt	-	397,231	-	397,231
From available for sale - equity	-	8,542	-	8,542
Closing balance under IFRS 9	-	405,773	-	405,773
Total measured at FVOCI	-	405,773	-	405,773
Financials assets held for trading and pledged				
Opening balance under IAS 39	19,642	-	-	19,642
Pledged assets	10,710	-	-	10,710
Transferred to FVTPL	-	(30,352)	-	(30,352)
Total financial assets HFT	30,352	(30,352)	-	-
<u>Financial assets measured at FVTPL (including pledged assets)</u>				
Opening balance under IAS 39	-	-	-	-
From available for sale	-	4,622	-	4,622
From held for trading	-	19,642	-	19,642
From pledged assets	-	10,710	-	10,710
Total financial assets measured at FVTPL	-	34,974	-	34,974
Total financial assets				1,924,022

East Caribbean Financial Holding Company Limited

Notes to the Consolidated Financial Statements

For the year ended 31 December 2018

(in thousands of Eastern Caribbean dollars)

47 Transition to IFRS 9...continued

The table below reconciles the prior year's closing impairment allowance measured in accordance with IAS 39 incurred loss model to the new impairment allowance measured in accordance with IFRS 9 expected loss model at January 1, 2018:

Measurement category	Loan loss allowance under IAS 39	Remeasurement	Loan loss allowance under IFRS 9
	\$	\$	\$
Loans and receivables (IAS39) / Financial assets at amortised cost (IFRS 9)			
Cash and balances with central bank	-	-	-
Deposits with other banks	-	-	-
Deposits with non-bank financial institutions	-	-	-
Treasury bills	-	-	-
Loans and receivables - loans and advances to customers	95,615	(16,640)	78,975
Total	95,615	(16,640)	78,975
Available for sale: Bonds (IAS 39)/ Financial Assets at FVOCI (IFRS 9)			
Investment securities	526	1,410	1,936
Held to maturity (IAS 39)/ Financial Assets at Amortised cost (IFRS 9)			
Investment securities	4,506	71	4,577
Undrawn loan commitments			
Provisions	-	41	41
Total	5,032	1,522	6,554
	100,647	(15,118)	85,529

48 Dividends

At the meeting held on 21 March 2019, the Board of Directors proposed a dividend in respect of the 2018 financial year end of \$0.30 for each unit of paid up share capital, or EC\$7,340 (2017: nil). The financial statements for the year ended 31 December 2018 do not reflect this proposed dividend which will be accounted for in equity as an appropriation of retained earnings in the year ending 31 December 2019.